

May 13, 2019



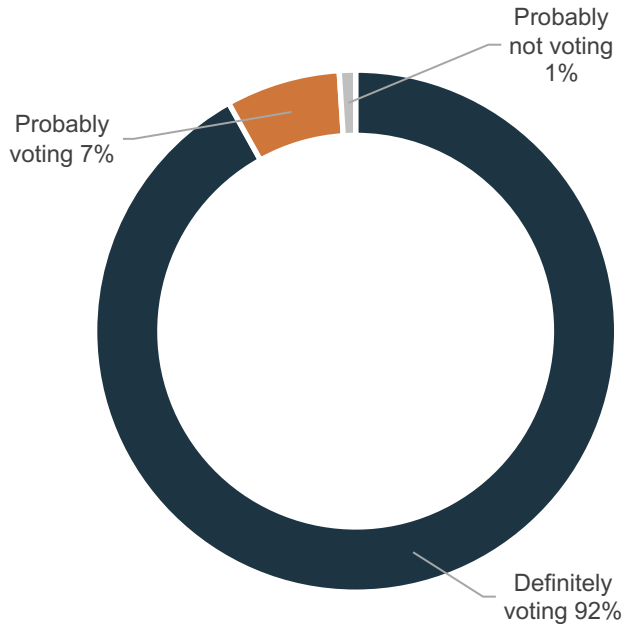
Survey of Likely Republican Primary Voters
Kentucky Statewide

Methodology

This probabilistic survey was conducted May 10-12, 2019, with 600 likely Republican primary voters. It has a margin of error of $\pm 4.00\%$. Interviews were conducted using an online sample acquired via email and SMS invitations sent to known registered voters and filled in with Interactive Voice Response (IVR) to landline phones. This survey was weighted to a likely Republican primary voter universe.

Likelihood to Vote

How likely are you to vote in the upcoming May 21st Republican primary elections for governor, secretary of state, and other statewide offices?

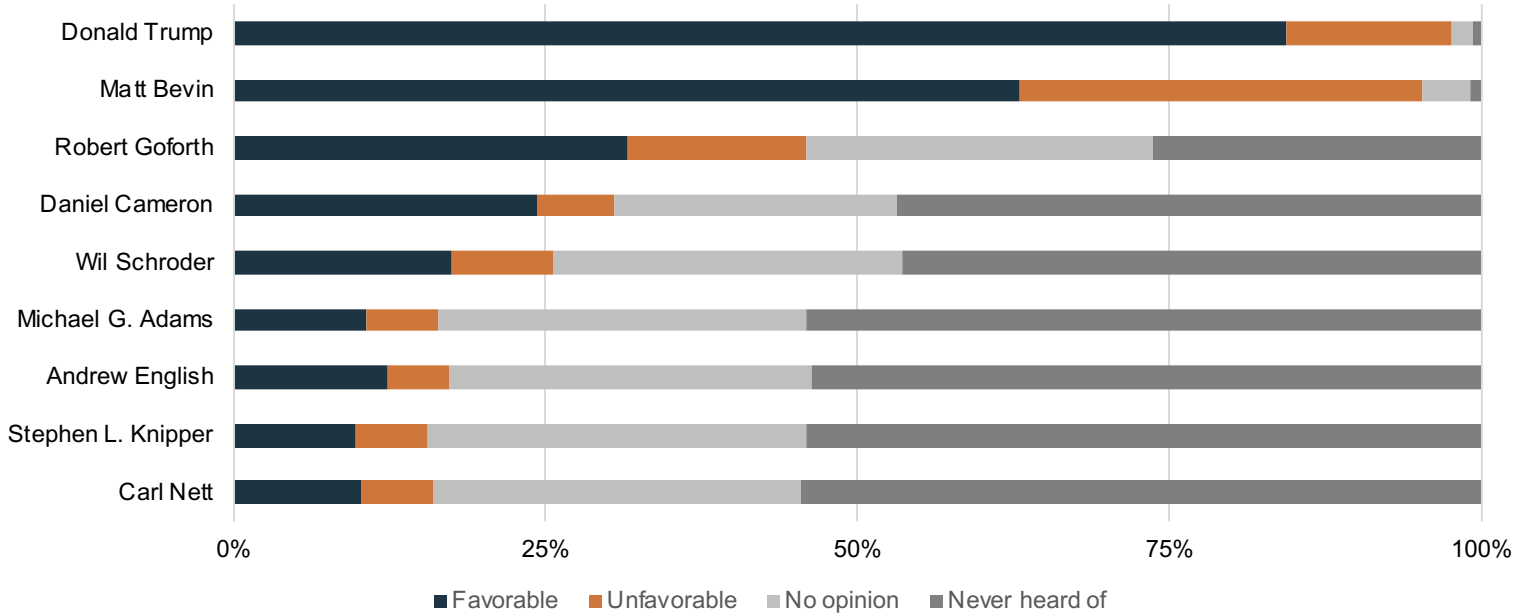


	Definitely voting	Probably voting	Probably not voting
18 - 39	85%	14%	2%
40 - 54	92%	7%	1%
55 - 69	97%	2%	0%
70+	88%	11%	2%
Female	91%	9%	1%
Male	93%	6%	1%
Trump - Favorable	93%	6%	1%
Trump - Unfavorable	86%	13%	1%
Western KY	95%	5%	0%
Louisville/Cincinnati	90%	10%	0%
Lexington	91%	7%	3%
No College	90%	10%	0%
College	93%	6%	1%
Legalize Marijuana - Support	92%	7%	1%
Legalize Marijuana - Oppose	92%	7%	1%
Legalize Casino Gaming - Support	91%	8%	1%
Legalize Casino Gaming - Oppose	93%	6%	1%



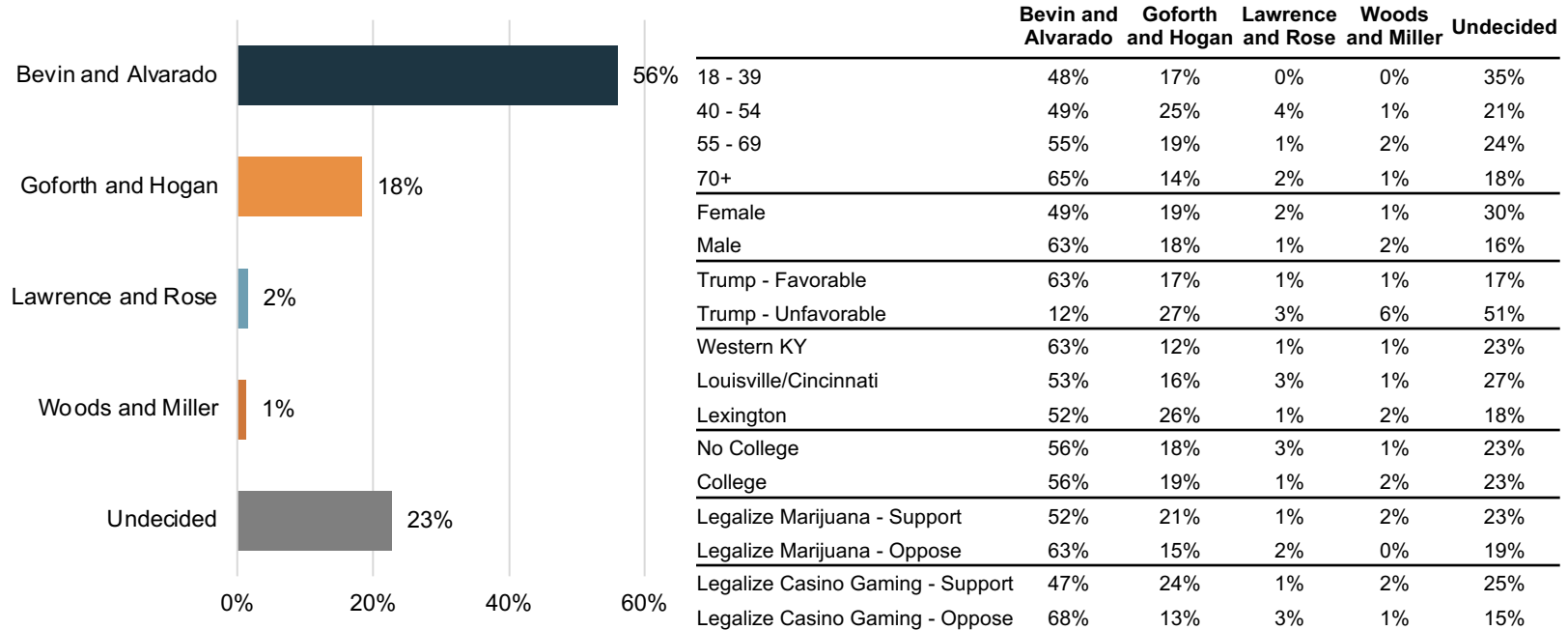
Image Tests

Do you have a favorable or unfavorable opinion of:



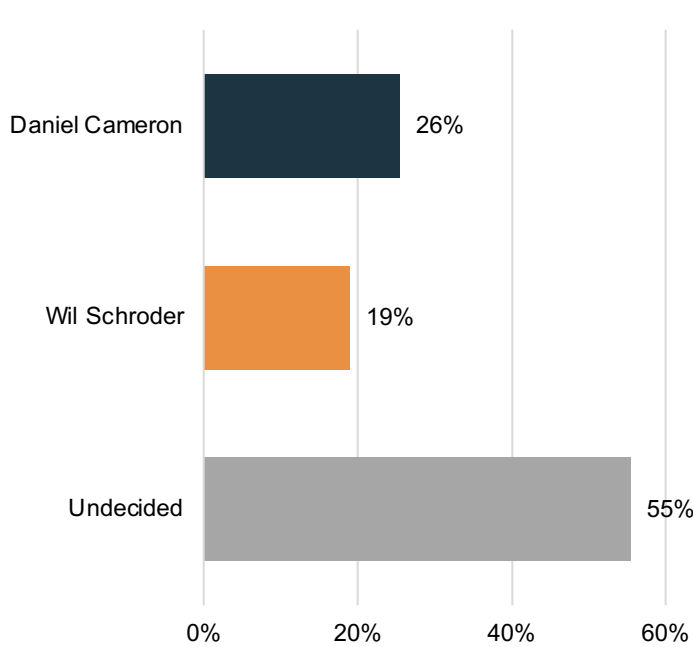
Gov and Lt. Gov Race

If the Republican primary election for governor and lieutenant governor was held today, and you had to make a choice, who would you vote for out of the following options?



Attorney General Race

If the Republican primary election for attorney general was held today, and you had to make a choice, who would you vote for out of the following options?

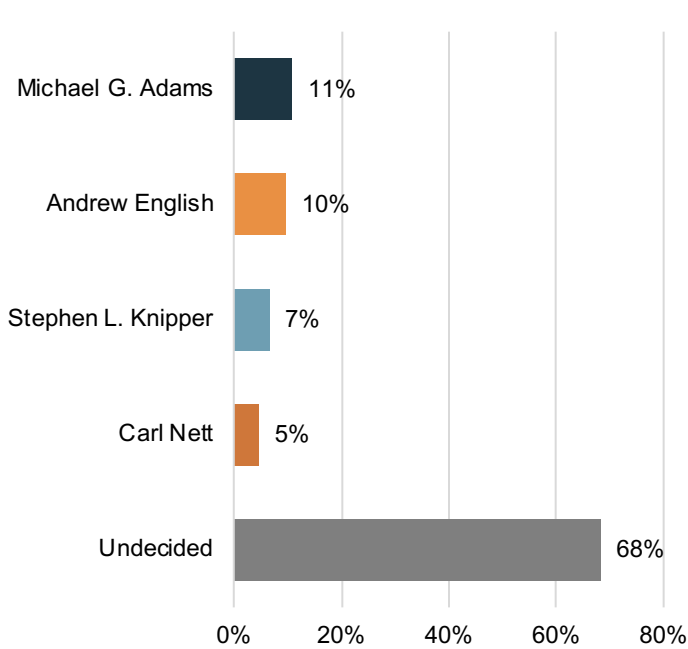


	Daniel Cameron	Wil Schroder	Undecided
18 - 39	22%	20%	58%
40 - 54	19%	13%	68%
55 - 69	24%	18%	58%
70+	34%	24%	42%
Female	24%	16%	60%
Male	27%	22%	51%
Trump - Favorable	28%	19%	54%
Trump - Unfavorable	17%	21%	62%
Western KY	25%	14%	61%
Louisville/Cincinnati	28%	24%	48%
Lexington	23%	20%	57%
No College	25%	22%	53%
College	26%	18%	56%
Legalize Marijuana - Support	22%	20%	57%
Legalize Marijuana - Oppose	32%	19%	49%
Legalize Casino Gaming - Support	24%	21%	55%
Legalize Casino Gaming - Oppose	29%	18%	53%



Secretary of State Race

And if the Republican primary election for secretary of state was held today, and you had to make a choice, who would you vote for out of the following options?

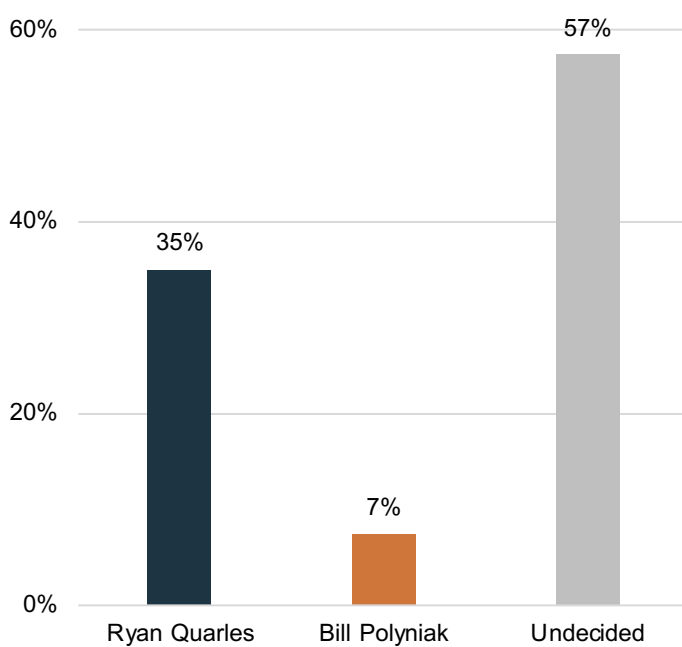


	Michael Adams	Andrew English	Stephen Knipper	Carl Nett	Undecided
18 - 39	12%	11%	11%	0%	66%
40 - 54	7%	5%	10%	1%	78%
55 - 69	10%	9%	5%	7%	68%
70+	14%	14%	4%	6%	62%
Female	6%	9%	7%	4%	74%
Male	16%	10%	6%	6%	63%
Trump - Favorable	12%	10%	6%	5%	67%
Trump - Unfavorable	6%	6%	8%	0%	80%
Western KY	11%	11%	8%	4%	66%
Louisville/Cincinnati	8%	9%	5%	7%	72%
Lexington	13%	9%	7%	4%	67%
No College	12%	11%	6%	5%	66%
College	11%	9%	7%	5%	69%
Legalize Marijuana - Support	11%	8%	8%	3%	69%
Legalize Marijuana - Oppose	13%	11%	5%	6%	64%
Legalize Casino Gaming - Support	11%	8%	7%	5%	69%
Legalize Casino Gaming - Oppose	13%	12%	6%	4%	65%



Agricultural Commissioner Race

And if the Republican primary election for agricultural commissioner was held today, and you had to make a choice, who would you vote for out of the following options?

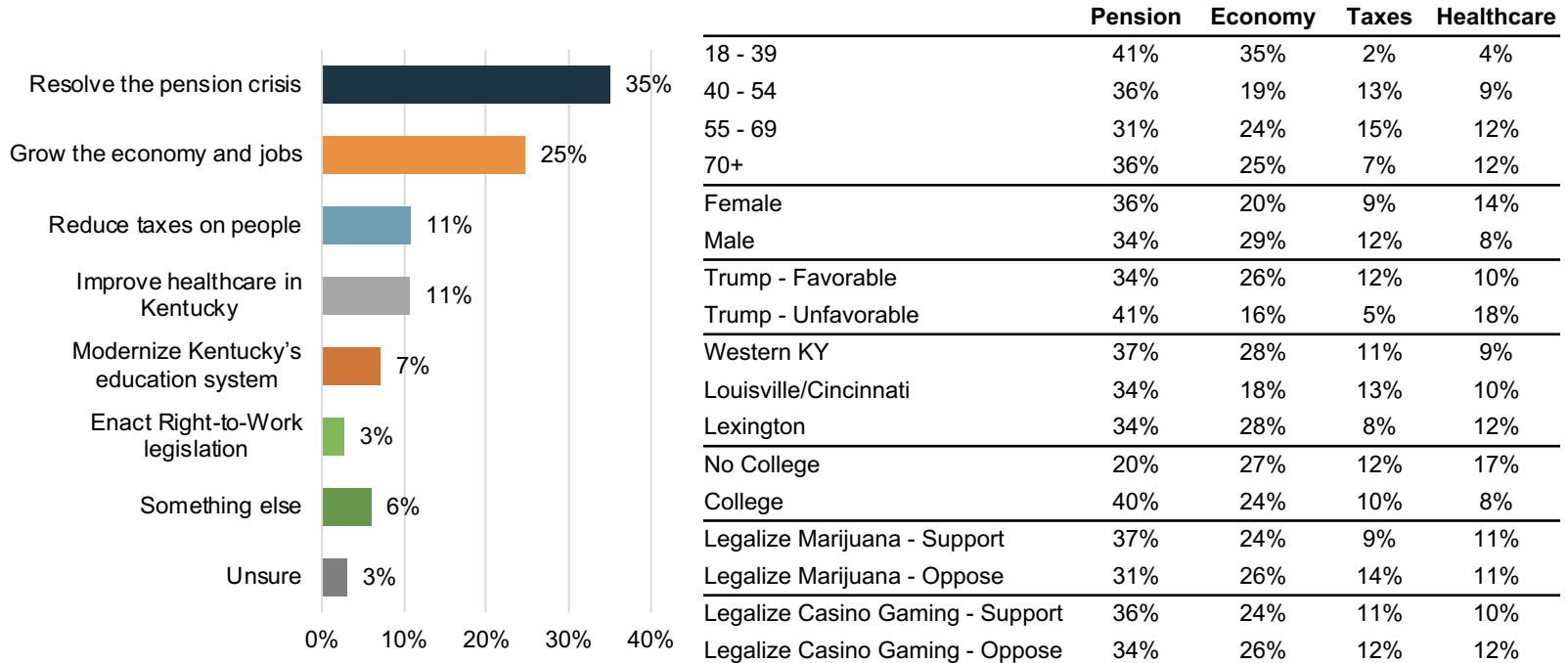


	Ryan Quarles	Bill Polyniak	Undecided
18 - 39	48%	0%	52%
40 - 54	32%	6%	62%
55 - 69	30%	10%	60%
70+	39%	9%	53%
Female	26%	5%	69%
Male	44%	10%	47%
Trump - Favorable	38%	8%	54%
Trump - Unfavorable	21%	7%	72%
Western KY	40%	6%	54%
Louisville/Cincinnati	25%	7%	68%
Lexington	40%	9%	51%
No College	25%	11%	64%
College	39%	6%	55%
Legalize Marijuana - Support	36%	8%	57%
Legalize Marijuana - Oppose	33%	8%	58%
Legalize Casino Gaming - Support	34%	8%	58%
Legalize Casino Gaming - Oppose	38%	8%	54%



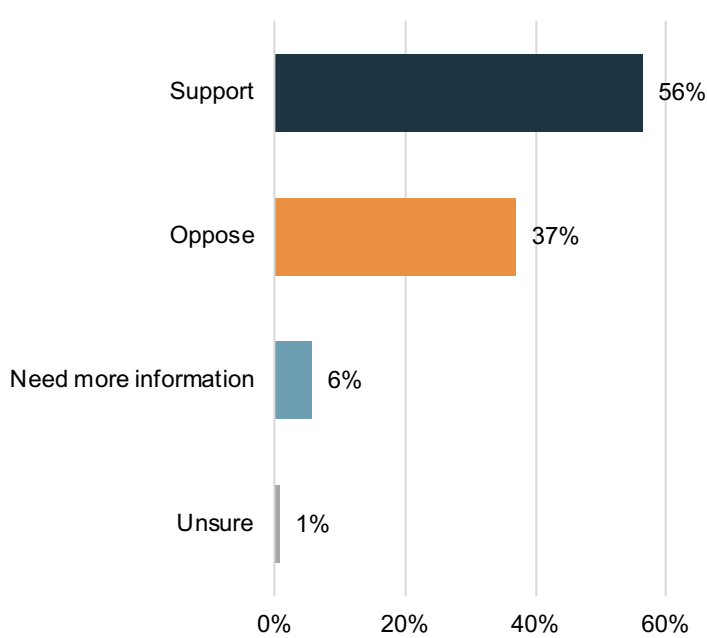
Top Priority

Which one of the following issues do you believe should be the top priority for elected officials in Kentucky?



Legalize Marijuana

Would you support or oppose legislation in Kentucky to legalize and regulate the medical use of marijuana?

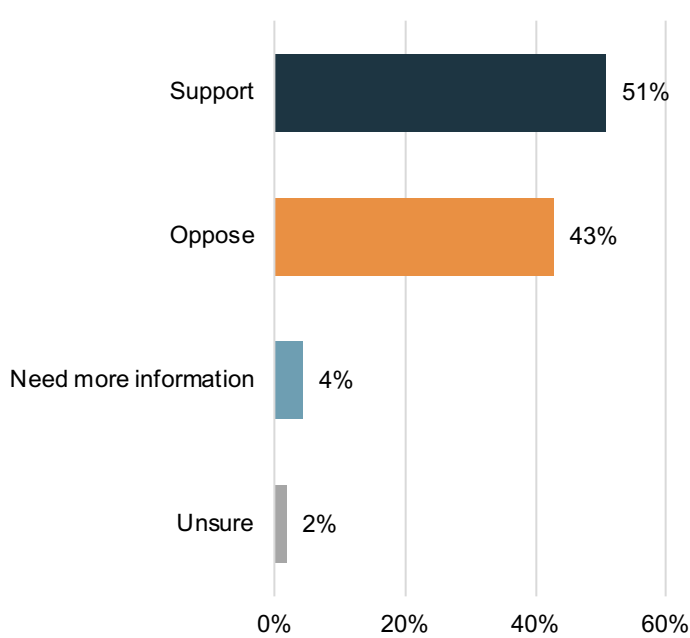


	Support	Oppose	Need more Information
18 - 39	78%	16%	4%
40 - 54	65%	29%	7%
55 - 69	58%	35%	6%
70+	40%	54%	6%
Female	57%	35%	7%
Male	56%	39%	4%
Trump - Favorable	53%	40%	6%
Trump - Unfavorable	80%	14%	5%
Western KY	52%	40%	7%
Louisville/Cincinnati	59%	36%	5%
Lexington	58%	36%	5%
No College	52%	43%	4%
College	58%	35%	6%
Legalize Casino Gaming - Support	75%	21%	3%
Legalize Casino Gaming - Oppose	34%	59%	5%



Legalize Casino Gaming

Kentucky law currently does not allow for casino gaming. Would you support or oppose an effort to legalize casino gaming in Kentucky?

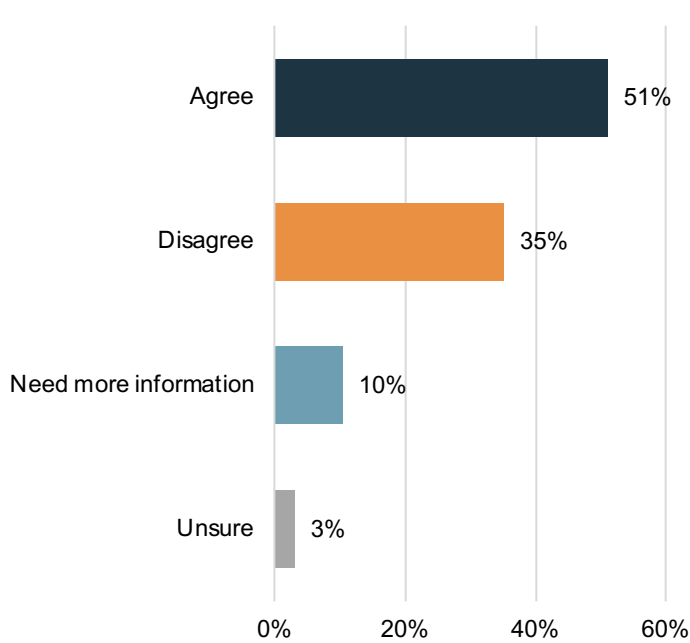


	Support	Oppose	Need more Information
18 - 39	59%	31%	5%
40 - 54	55%	36%	9%
55 - 69	53%	41%	4%
70+	41%	55%	2%
Female	49%	41%	7%
Male	53%	44%	2%
Trump - Favorable	48%	47%	4%
Trump - Unfavorable	70%	20%	5%
Western KY	43%	51%	4%
Louisville/Cincinnati	61%	31%	6%
Lexington	48%	46%	4%
No College	46%	48%	4%
College	53%	41%	5%
Legalize Marijuana - Support	67%	26%	4%
Legalize Marijuana - Oppose	30%	68%	2%



Bevin's Position on Teacher's Pension

Do you agree or disagree with Governor Matt Bevin's position on teachers' pensions?



	Agree	Disagree	Need more Information
18 - 39	49%	42%	8%
40 - 54	44%	42%	11%
55 - 69	52%	35%	9%
70+	56%	28%	13%
Female	42%	42%	11%
Male	59%	29%	10%
Trump - Favorable	57%	28%	11%
Trump - Unfavorable	16%	78%	6%
Western KY	55%	29%	13%
Louisville/Cincinnati	53%	34%	9%
Lexington	45%	42%	10%
No College	52%	28%	15%
College	50%	38%	9%
Legalize Marijuana - Support	48%	39%	12%
Legalize Marijuana - Oppose	59%	28%	8%
Legalize Casino Gaming - Support	44%	42%	10%
Legalize Casino Gaming - Oppose	62%	25%	10%



Contact



Brent Buchanan

President & Founder

brentb@cygn.ai

📞 +1 (202) 505-5314 x700

📠 +1 (334) 207-1501



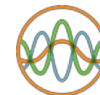
Chris Kratzer

VP Research & Analysis

chrisk@cygn.ai

📞 +1 (202) 505-5314 x702

📠 +1 (334) 546-3450



May 13, 2019



Survey of Likely Republican Primary Voters
Kentucky Statewide