

October 20, 2023



CYGNAL

Survey of General Population **Israel - Hamas Awareness and Attitudes**

October 16 – 18, 2023 | n=2,020 | $\pm 2.18\%$

Insights & Analysis

- Americans are **aware and have followed the events in Israel since the attack by Hamas** over the past two weeks, especially those of Jewish or Muslim religion.
 - **Two-thirds overall have followed the events at least somewhat closely**, including 59% of Jewish-Americans who have followed *very closely* and 45% of Muslim-Americans who have followed *very closely*.
- **Jewish-Americans are much more aware of the facts surrounding the attack** by Hamas than both Muslim-Americans and the general population.
 - Those on the **far ends – left and right – of the political spectrum** are paying **much more attention to what is happening in Israel**. College-educated voters are also much more likely to be paying attention to the conflict in Israel. **Independents are most likely to be neutral** on their opinion of Israel compared to Democrats and Republicans.
 - Both Jewish-Americans and the general population **are most aware of three facts**: 1,200 people were killed, 250 music festival attendees were killed, and there are hundreds of hostages abducted from Israel being held in Gaza.
 - Interestingly, Muslim-Americans are most acutely aware of the thousands reported killed from a week of **Israeli airstrikes in Palestinian territory**. Overall, Muslim-Americans are most aware of there are hundreds of hostages abducted from Israel being held in Gaza.
- Regarding **issues in the Middle East**, 63% of Americans are informed of the Israel-Palestine conflict compared to a third who are uninformed. 82% of Jewish-Americans consider themselves informed (9% “experts”) while 66% of Muslim-Americans consider themselves informed (12% “experts”).
 - There is a large gender gap whereby men are much more likely to think they are informed on the Middle East issues than women.

Insights & Analysis

- **Americans are more informed of Israeli politics** (52% informed) **than Fatah, Hamas, and Palestinian politics** (47% informed). Muslim-Americans consider themselves nearly equally informed on both, and Jewish-Americans are more informed on Israeli politics (72% informed) than Fatah, Hamas, and Palestinian politics (62% informed).
 - Americans consider themselves nearly equally informed on the **role of Iran in the Middle East** and the relations between **Israel and other nations in the region**.
- Regarding **issues in Europe**, Americans (including both Jewish and Muslim) are **slightly more aware of the Ukraine-Russia war than the attack by Hamas over the past two weeks**.
 - However, **Americans consider themselves slightly less informed on the details** within Europe such as the **mass migration from African and the Middle East** (42% informed) and the rise of **nationalist and populist political parties** (49% aware). Muslim-Americans are more informed than Jewish-Americans on both issues.
- **Israeli Prime Minister Benjamin Netanyahu** is favorable among the general population (+15 net fav), and he's more net favorable among Republicans (+38 net fav) than Jewish-Americans (+27 net fav). He's only slightly underwater among Muslim-Americans (-3 net fav).
 - There is a **large partisan split in positive views of Netanyahu** (Republicans prefer) and the Democrats' and Independent's views of the Israeli prime minister.
- **Palestinian Authority President Mahmoud Abbas** (-26 net fav overall; +16 net fav Muslim-Americans) and **Hamas Leader Ismail Haniyeh** (-47 net fav overall; +4 net fav Muslim-Americans) are both especially unfavorable overall and among Jewish-Americans but are both favorable among Muslim-Americans.
 - While Muslim-Americans have a higher view of the leader of Hamas and the Palestinian Authority than Jews or other Americans, they have almost as equally as high a view of Netanyahu.

Insights & Analysis

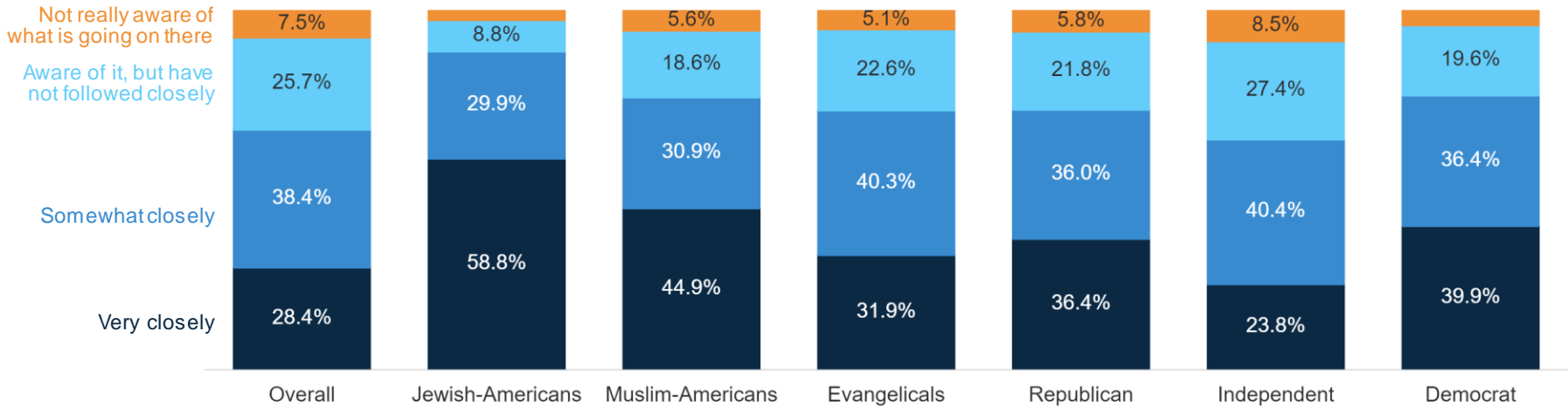
- **President Joe Biden** (-11 net fav overall) is especially unfavorable among Evangelicals and has a **similar unfavorability rating overall with Hamas Leader Haniyeh**. His image is much better among Jewish-Americans (+19 net fav) than **Muslim-Americans** (-1 net fav), **who find Hamas Leader Haniyeh more favorable than President Biden**.
 - **Ukrainian President Zelenskyy** (+30 net fav overall) is much more net favorable among each group than Biden.
- **Hamas is largely seen as about the same as Al Qaeda, the Taliban, and ISIS** (60% about the same among each), while **roughly a third say Hamas is worse than the other three** terrorist groups. Muslim-Americans tend to agree, though they slightly over-index for saying Hamas is not as bad as each of the other three terrorist organizations.
- A majority overall have a **positive opinion of Israel** (37% neutral, 12% negative). The vast majority of Jewish-Americans have a positive opinion of Israel (85%) while Muslim-Americans have a net negative opinion (34% positive, 37% negative).
 - **Opinions of Israel have not changed overall** (62% not changed), but the same number now have a negative opinion (19% gotten worse) as positive opinion (19% improved).
- A majority overall have a **neutral opinion of Gaza** (32% negative, 17% positive), and there are much more negative opinions than of Israel, especially from Jewish-Americans. A majority of Muslim-Americans have a positive opinion of Gaza.
- Following the attack in Israel, **the general population is slightly less supportive of Biden's leadership** (37%) than more supportive (25%). Jewish-Americans are more supportive than Muslim-Americans, who are net-less supportive

Insights & Analysis

- **The general population has gotten less supportive of the Democratic Party than the Republican Party because of the terrorist attack on Israel**, but both Jewish-Americans and Muslim-Americans have gotten more supportive of the Democratic Party. Jewish-Americans have gotten much less supportive of the Republican party. **Muslims are more likely to be less supportive of the Democratic Party** after the Hamas attack on Israel than Jewish Americans.
 - **All groups have become less supportive of Iran**, while support for Palestine remains largely unchanged among each group.
- In terms of agreement for response or retaliation, the **strongest agreement overall is that Israel has a right to defend itself**. A majority also agree that **Israel should invade Gaza and remove the Hamas leadership**, it is time for **Israel to negotiate with Hamas for hostages**, and that **Palestinians have legitimate grievances with Israel**.
 - **A majority strongly disagree that Hamas was justified in attacking Israel**.
- **Jewish-Americans show much more agreement that Israel has a right to defend and should invade Gaza**, but **there is more disagreement** that Israel should negotiate with Hamas for hostages, Palestinians have legitimate grievances with Israel, and Hamas was justified in the attack.
 - A majority of **Muslim-Americans** agree that Israel has a right to defend itself, but in stark contrast, a **majority disagree that Israel should invade Gaza**, and a **majority agree that Hamas was justified in its attack on Israel**.
- On the topic of the level of aid the U.S. should provide for Israel, a **majority agree that the U.S. should stand strongly with Israel**, the **U.S. should provide financial support**, and that **Iran should be held accountable for the actions of Hamas against Israel**.

Insights & Analysis

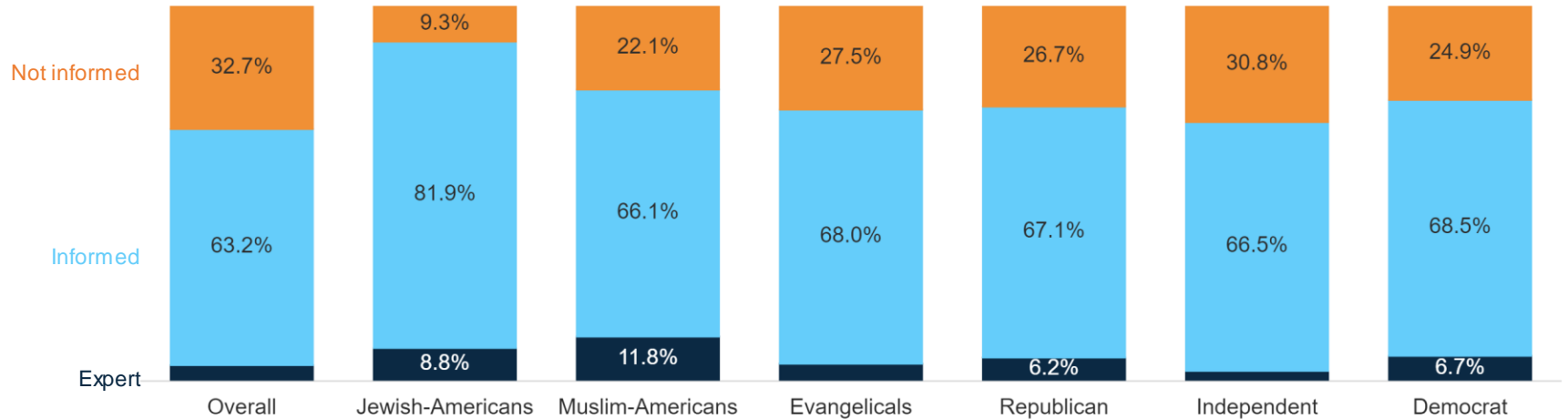
- The general population is **largely split on whether the U.S. should directly engage its military to support Israel**. There is also nearly even agreement and disagreement for **whether support for Israel is more important than support for Ukraine**, and if this is **Israel's business and the U.S. should stay out**. Jewish-Americans agree with more support for Israel while Muslim Americans disagree.
 - Americans aren't viewing supporting Israel as in conflict of support for Ukraine and its fight against Russia.
- Nearly a majority overall (47%) are **concerned about pro-Palestinian protests in America**, including 74% of Jewish-Americans. 38% overall are indifferent and 15% support the protests.
 - **Jewish-Americans and Republicans look similar in their concerns** about recent pro-Palestinian protests and demonstrations.
- **A third overall are fearful about attending religious services** including two-thirds of Jewish-Americans and a majority of Muslim-Americans. Evangelicals are least fearful.
- A strong majority would be **less likely to vote for a candidate who supports releasing billions of dollars in frozen assets for Iran to use, and for a candidate who supports allowing Iran to evade sanctions and earn billions from oil sales**. Muslim-Americans are evenly split on more or less likely for both issues.
- **Antisemitism in the U.S. is on the rise** for a majority of the general population including 80% of Jewish-Americans. 30% of Muslim-Americans believe it is on the rise in the U.S.
 - **Globally, antisemitism is even more on the rise** for the general population and is about the same for Jewish-Americans as it is in the U.S. Muslim-Americans agree that it is on the rise globally more than in the U.S.



	Male	Female	<45	45+	College	No College	<\$75k	\$75k+	Married	Single	Conservative	Moderate	Liberal	Progressive
Very closely	35%	22%	26%	30%	36%	25%	26%	31%	32%	26%	34%	23%	32%	45%
Somewhat closely	37%	39%	35%	42%	41%	37%	37%	40%	40%	36%	39%	40%	41%	24%
Aware of it, but have not followed closely	21%	30%	28%	24%	20%	28%	27%	24%	24%	28%	22%	29%	23%	23%
Not really aware of what is going on there	7%	8%	11%	5%	3%	10%	9%	5%	4%	10%	5%	8%	5%	8%

Overall, how closely have you followed events in Israel since the attack by Hamas last week?

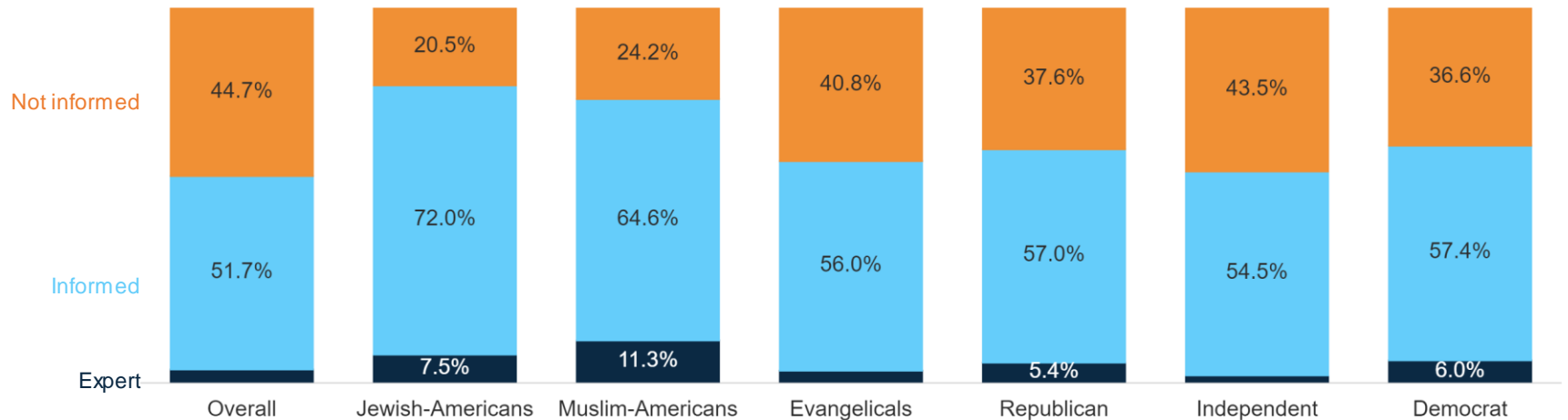
Middle East Expertise: The Israeli-Palestinian conflict



	Total	Male	Female	<45	45+	College	No College	<\$75k	\$75k+	Married	Single	Conservative	Moderate	Liberal	Progressive
Expert	4%	6%	3%	6%	3%	5%	4%	5%	4%	4%	5%	6%	2%	4%	11%
Informed Total	63%	68%	59%	55%	70%	73%	58%	61%	66%	68%	59%	68%	62%	67%	60%
Not informed Total	33%	26%	39%	39%	27%	22%	39%	35%	30%	29%	36%	26%	35%	29%	29%
Very well informed	21%	26%	16%	19%	23%	28%	18%	20%	22%	22%	20%	24%	18%	24%	34%
Somewhat informed	42%	42%	43%	36%	47%	45%	40%	41%	44%	45%	39%	44%	44%	43%	26%
Not well informed	20%	17%	23%	23%	18%	16%	23%	20%	21%	19%	22%	17%	23%	20%	12%
Not informed at all	12%	9%	16%	16%	9%	6%	16%	15%	9%	9%	14%	9%	13%	9%	17%

Overall, how well informed would you say you are about the following issues in the Middle East: The Israeli-Palestinian conflict

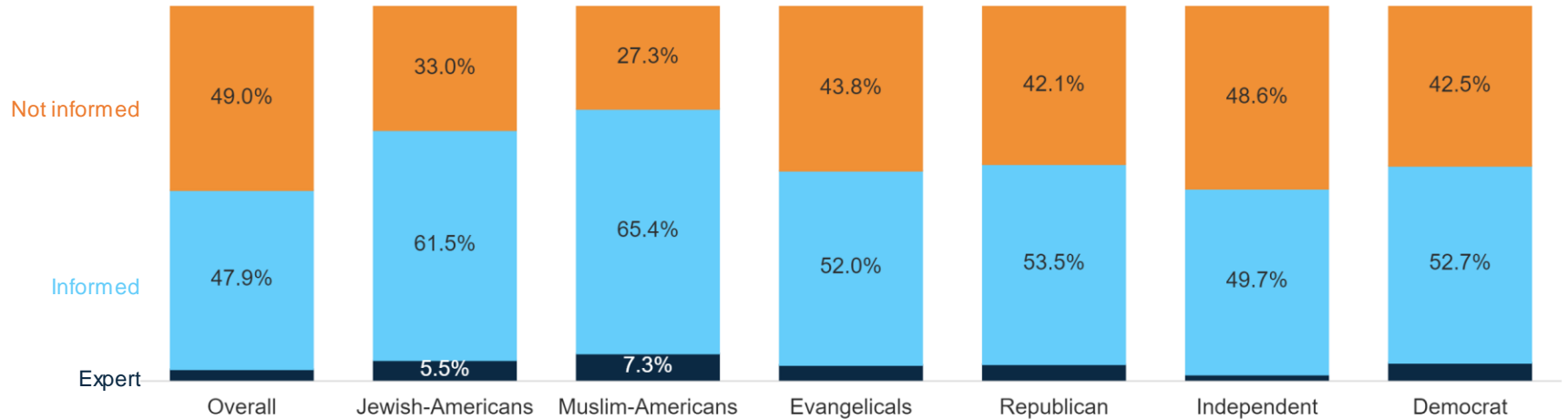
Middle East Expertise: Israeli politics



	Total	Male	Female	<45	45+	College	No College	<\$75k	\$75k+	Married	Single	Conservative	Moderate	Liberal	Progressive
Expert	4%	5%	2%	6%	2%	4%	3%	4%	3%	3%	4%	5%	2%	5%	2%
Informed Total	52%	59%	45%	46%	57%	61%	47%	49%	55%	56%	48%	59%	48%	51%	64%
Not informed Total	45%	36%	53%	49%	41%	35%	50%	47%	42%	41%	48%	36%	50%	44%	34%
Very well informed	14%	19%	10%	15%	14%	18%	12%	14%	15%	15%	14%	18%	12%	15%	21%
Somewhat informed	38%	40%	35%	31%	43%	43%	35%	35%	41%	41%	34%	42%	36%	37%	43%
Not well informed	29%	25%	34%	29%	29%	25%	32%	30%	29%	28%	30%	25%	32%	32%	20%
Not informed at all	15%	12%	19%	20%	12%	10%	18%	18%	13%	13%	18%	11%	17%	12%	14%

Overall, how well informed would you say you are about the following issues in the Middle East: Israeli politics

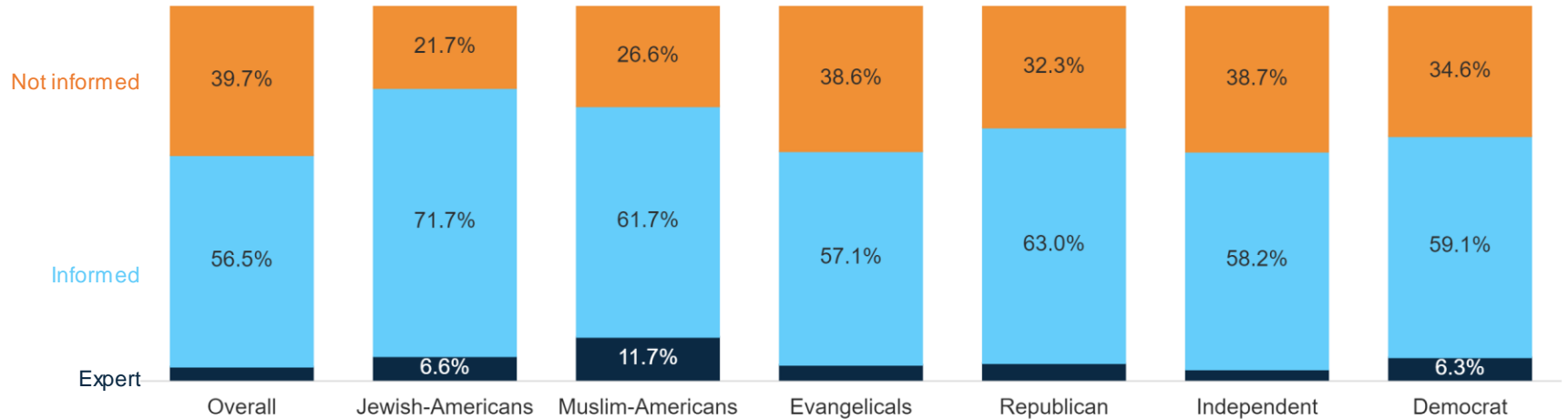
Middle East Expertise: Fatah, Hamas and Palestinian politics



	Total	Male	Female	<45	45+	College	No College	<\$75k	\$75k+	Married	Single	Conservative	Moderate	Liberal	Progressive
Expert	3%	5%	2%	5%	1%	4%	3%	3%	3%	3%	4%	5%	1%	4%	6%
Informed Total	48%	54%	42%	44%	51%	57%	43%	46%	50%	52%	43%	55%	46%	48%	55%
Not informed Total	49%	42%	56%	51%	48%	39%	54%	51%	47%	45%	53%	41%	53%	48%	39%
Very well informed	12%	16%	9%	13%	12%	17%	10%	12%	13%	13%	12%	14%	12%	13%	18%
Somewhat informed	35%	38%	33%	31%	39%	40%	33%	34%	38%	40%	31%	41%	33%	35%	37%
Not well informed	32%	28%	36%	30%	34%	29%	34%	31%	33%	32%	34%	28%	36%	34%	16%
Not informed at all	17%	14%	20%	21%	13%	10%	20%	20%	13%	13%	20%	13%	17%	14%	22%

Overall, how well informed would you say you are about the following issues in the Middle East: Fatah, Hamas and Palestinian politics

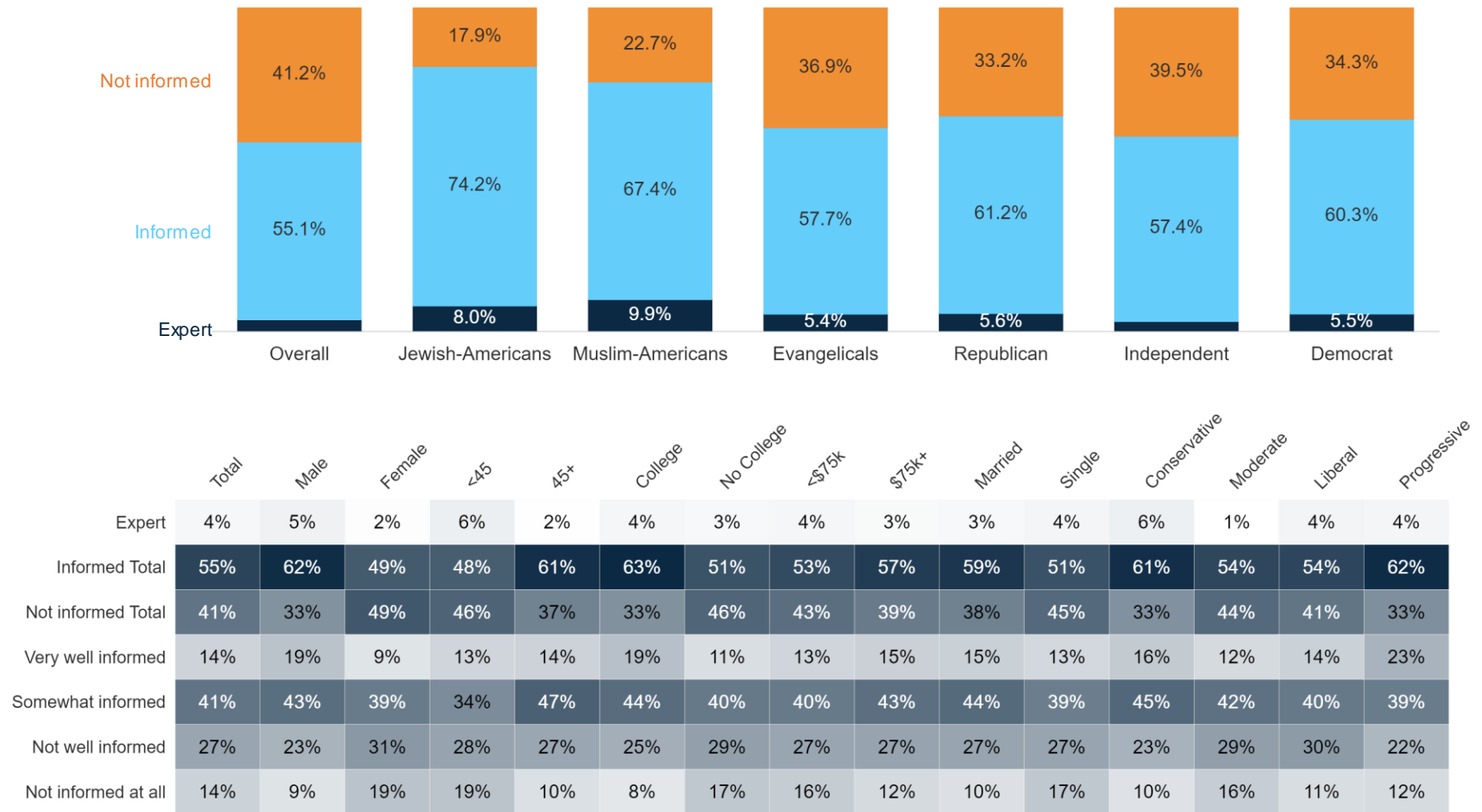
Middle East Expertise: The role of Iran in the Middle East



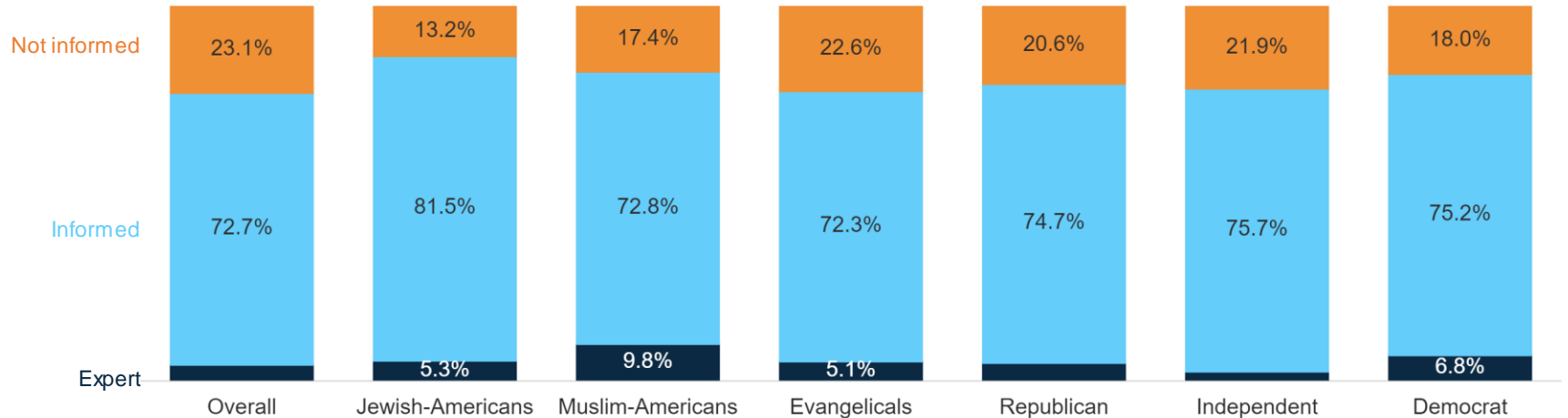
	Total	Male	Female	<45	45+	College	No College	<\$75k	\$75k+	Married	Single	Conservative	Moderate	Liberal	Progressive
Expert	4%	6%	2%	6%	2%	4%	3%	4%	3%	4%	4%	5%	2%	5%	9%
Informed Total	57%	62%	51%	48%	64%	64%	52%	55%	59%	60%	54%	63%	56%	56%	52%
Not informed Total	40%	32%	47%	46%	34%	31%	44%	41%	38%	37%	42%	32%	42%	39%	40%
Very well informed	19%	25%	13%	18%	19%	24%	16%	18%	20%	21%	17%	24%	16%	17%	26%
Somewhat informed	38%	37%	38%	30%	45%	40%	37%	37%	39%	39%	37%	39%	40%	39%	25%
Not well informed	26%	22%	30%	29%	24%	23%	28%	26%	27%	26%	27%	21%	28%	30%	25%
Not informed at all	14%	10%	17%	17%	10%	8%	17%	16%	11%	10%	16%	11%	14%	9%	15%

Overall, how well informed would you say you are about the following issues in the Middle East: The role of Iran in the Middle East

Middle East Expertise: Relations between Israel and other countries in the region



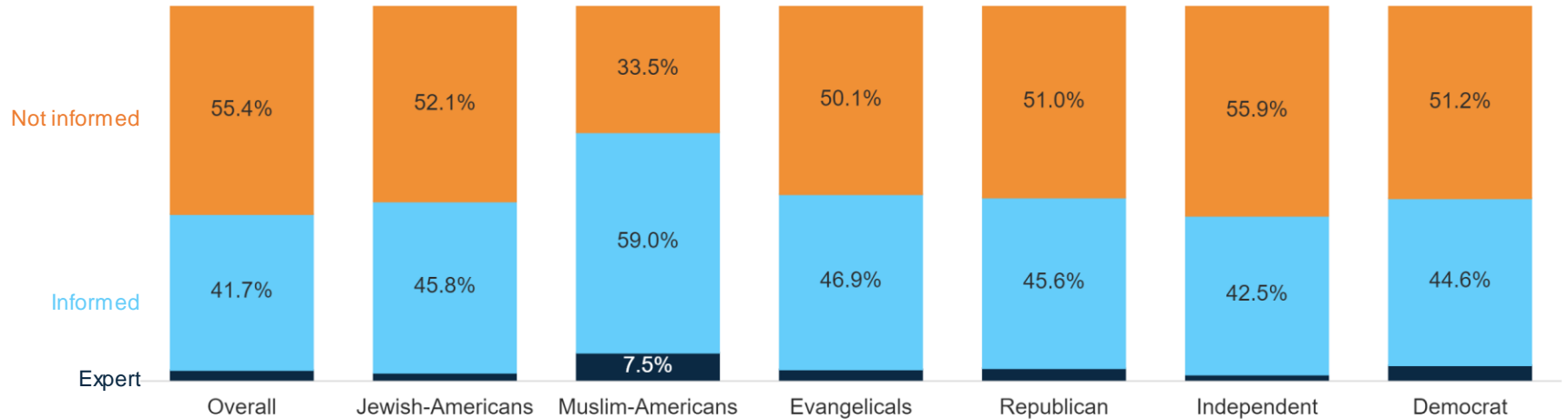
EU Expertise: Ukraine-Russia war



	Total	Male	Female	<45	45+	College	No College	<\$75k	\$75k+	Married	Single	Conservative	Moderate	Liberal	Progressive
Expert	4%	5%	3%	7%	2%	6%	3%	4%	4%	4%	5%	5%	3%	6%	11%
Informed Total	73%	77%	68%	66%	79%	76%	71%	71%	75%	76%	70%	77%	74%	74%	57%
Not informed Total	23%	17%	29%	27%	19%	18%	26%	24%	21%	21%	25%	18%	24%	20%	32%
Very well informed	27%	34%	21%	26%	28%	31%	25%	27%	28%	28%	27%	29%	24%	33%	40%
Somewhat informed	45%	44%	47%	40%	50%	44%	46%	45%	46%	48%	43%	48%	50%	41%	17%
Not well informed	15%	11%	18%	16%	14%	14%	15%	14%	15%	15%	15%	12%	15%	16%	24%
Not informed at all	8%	6%	10%	11%	6%	5%	10%	10%	6%	6%	10%	6%	9%	4%	8%

Overall, how well informed would you say you are about the following issues in Europe: Ukraine-Russia war

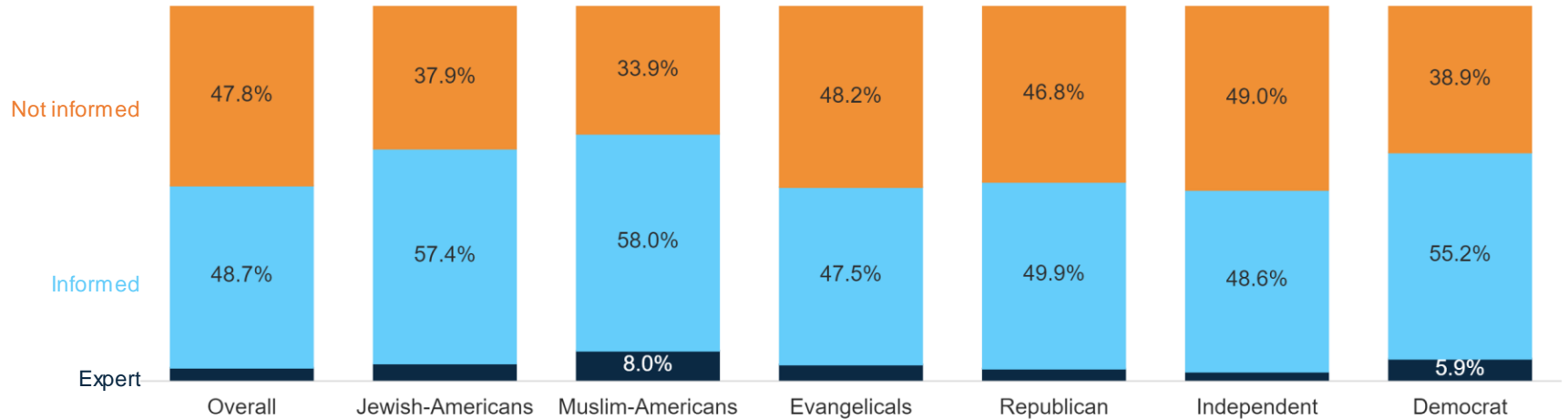
EU Expertise: Mass migration from Africa and the Middle East



	Total	Male	Female	<45	45+	College	No College	<\$75k	\$75k+	Married	Single	Conservative	Moderate	Liberal	Progressive
Expert	3%	4%	2%	5%	1%	2%	3%	4%	2%	2%	4%	3%	2%	4%	3%
Informed Total	42%	47%	36%	40%	43%	49%	38%	40%	44%	45%	38%	45%	44%	38%	50%
Not informed Total	55%	49%	62%	55%	56%	48%	59%	57%	54%	53%	58%	51%	54%	58%	46%
Very well informed	11%	16%	7%	13%	10%	16%	9%	10%	13%	12%	11%	14%	9%	11%	26%
Somewhat informed	30%	32%	29%	26%	34%	34%	29%	30%	31%	33%	27%	31%	35%	27%	24%
Not well informed	36%	34%	38%	31%	40%	34%	37%	35%	36%	37%	36%	35%	35%	41%	36%
Not informed at all	19%	15%	24%	24%	16%	14%	22%	21%	18%	16%	22%	17%	19%	17%	10%

Overall, how well informed would you say you are about the following issues in Europe: Mass migration from Africa and the Middle East

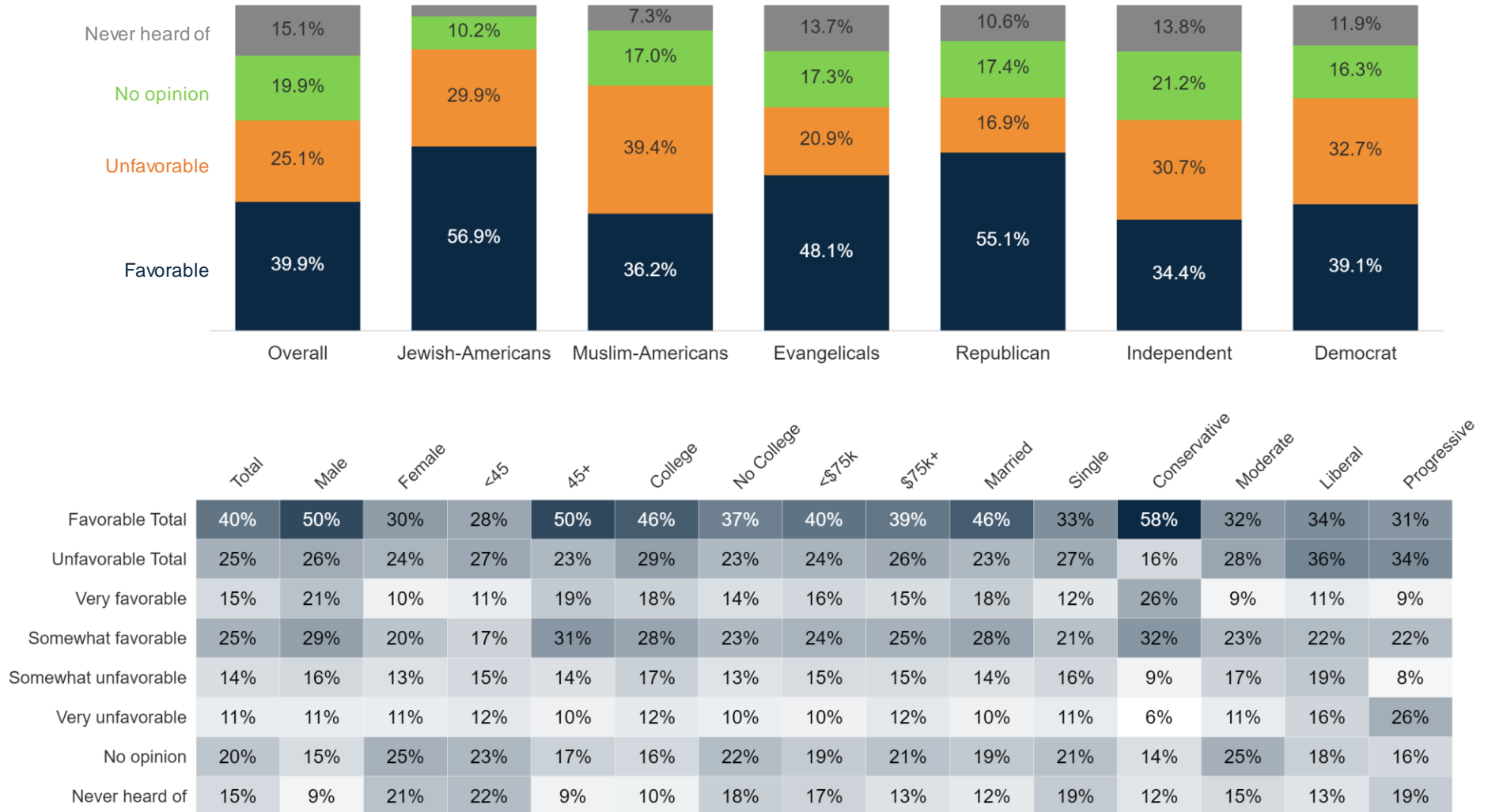
EU Expertise: The rise of nationalist and populist political parties



	Total	Male	Female	<45	45+	College	No College	<\$75k	\$75k+	Married	Single	Conservative	Moderate	Liberal	Progressive
Expert	4%	5%	2%	6%	2%	4%	3%	4%	3%	3%	4%	5%	2%	4%	8%
Informed Total	49%	53%	44%	48%	50%	57%	44%	46%	52%	52%	47%	48%	49%	55%	66%
Not informed Total	48%	42%	53%	47%	49%	39%	53%	50%	45%	45%	49%	48%	49%	41%	26%
Very well informed	16%	20%	13%	18%	15%	20%	14%	14%	19%	18%	15%	15%	14%	23%	32%
Somewhat informed	33%	34%	31%	30%	35%	37%	30%	32%	33%	34%	32%	33%	35%	32%	33%
Not well informed	31%	28%	33%	26%	35%	29%	32%	31%	31%	32%	30%	33%	33%	28%	13%
Not informed at all	17%	14%	20%	20%	14%	10%	20%	19%	14%	14%	19%	14%	17%	13%	13%

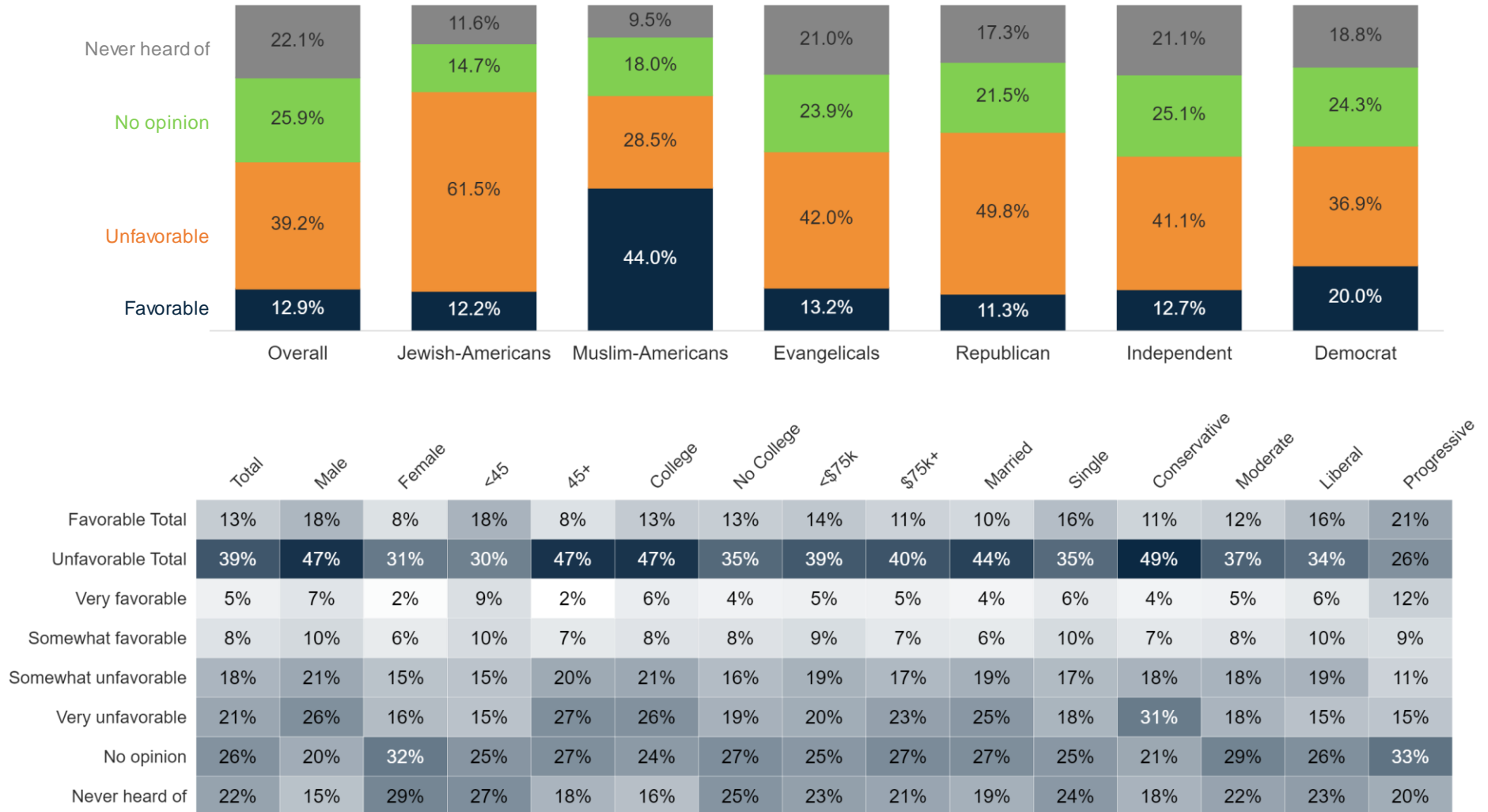
Overall, how well informed would you say you are about the following issues in Europe: The rise of nationalist and populist political parties

Favorability: Israeli Prime Minister Benjamin Netanyahu



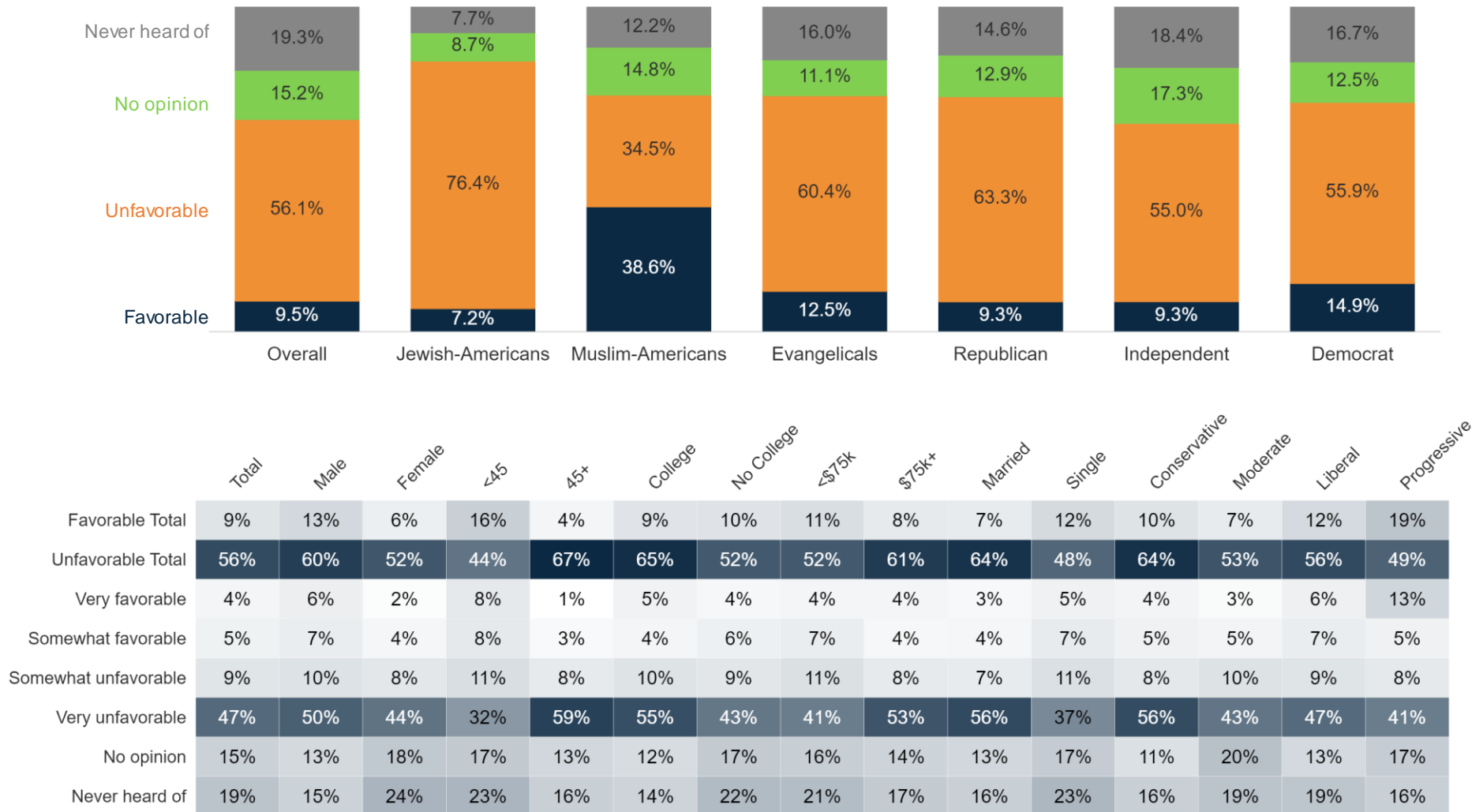
Below you will read a list of names of various people mentioned in the news recently. For each one, please indicate if you have heard of the person, and if you have, whether you have a favorable or unfavorable impression of the person. If you don't recognize a name, choose so.

Favorability: Palestinian Authority President Mahmoud Abbas



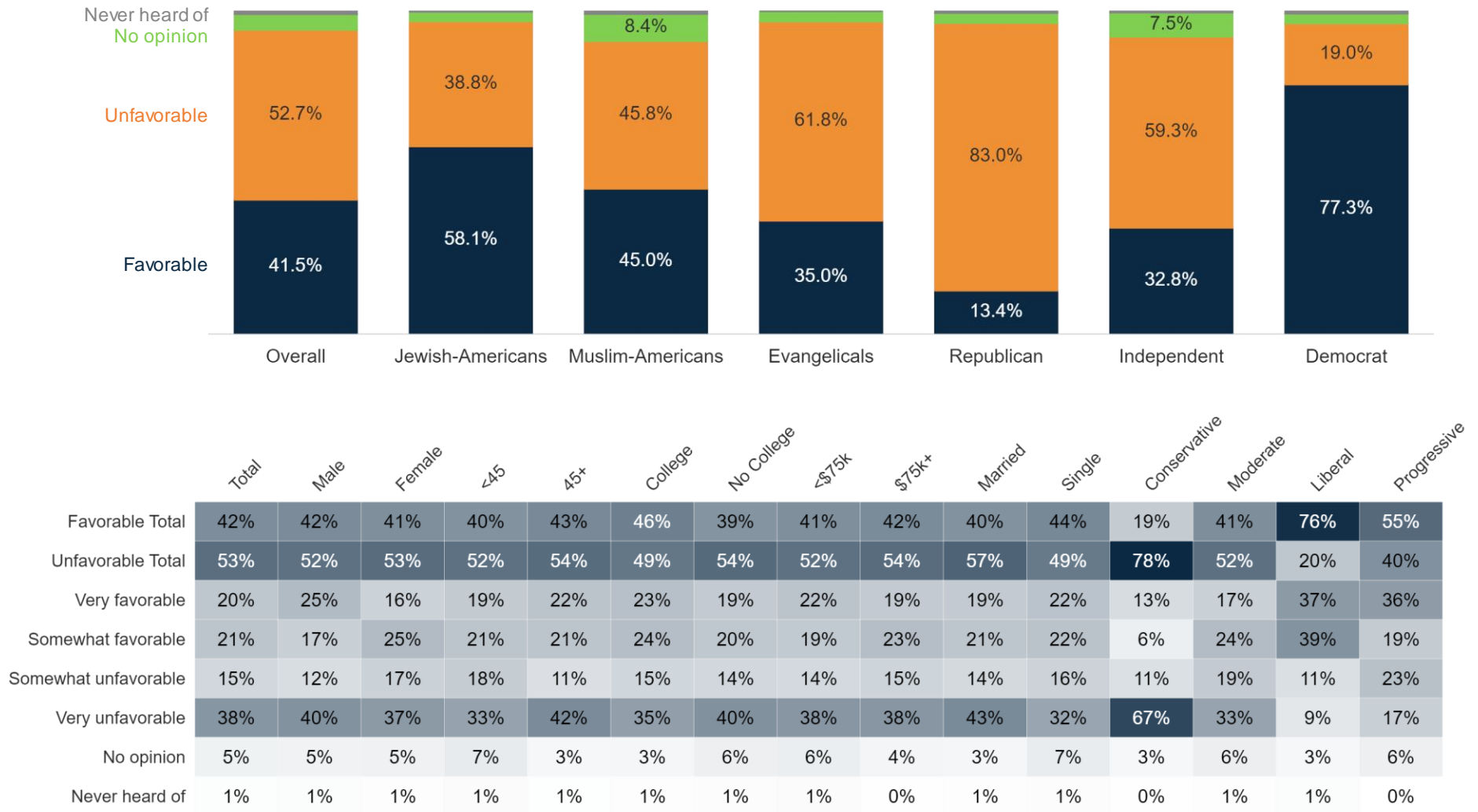
Below you will read a list of names of various people mentioned in the news recently. For each one, please indicate if you have heard of the person, and if you have, whether you have a favorable or unfavorable impression of the person. If you don't recognize a name, choose so.

Favorability: Hamas Leader Ismail Haniyeh



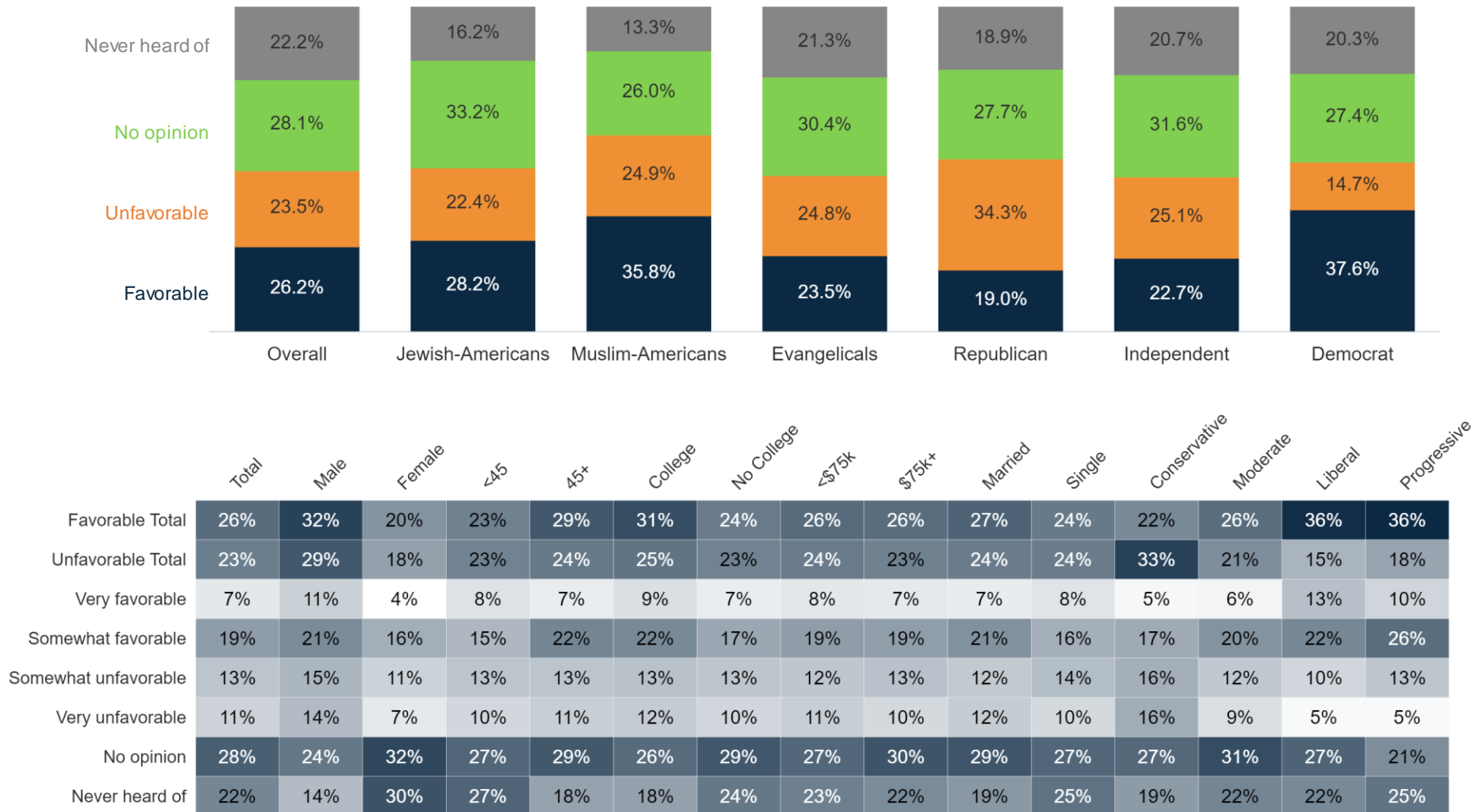
Below you will read a list of names of various people mentioned in the news recently. For each one, please indicate if you have heard of the person, and if you have, whether you have a favorable or unfavorable impression of the person. If you don't recognize a name, choose so.

Favorability: U.S. President Joe Biden



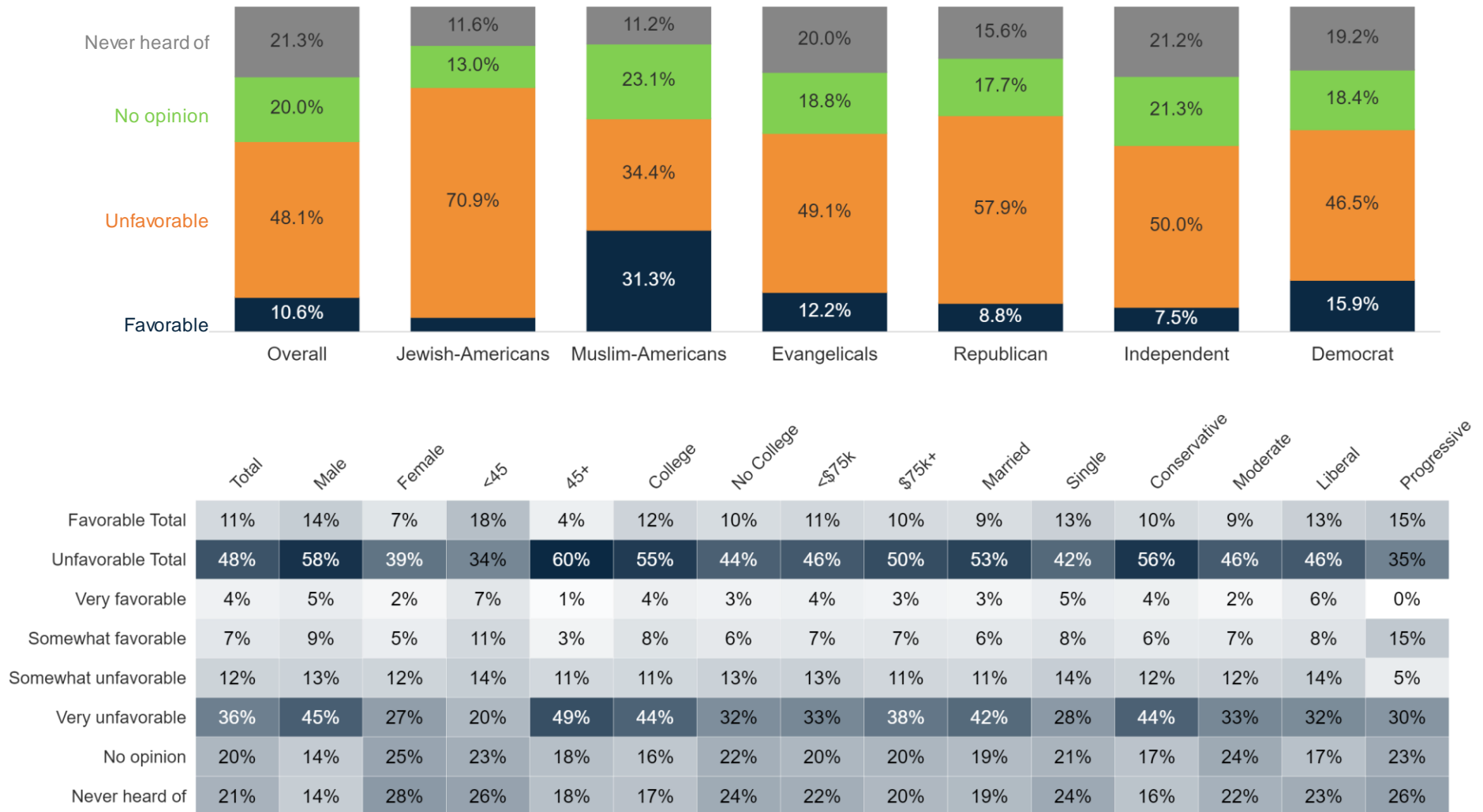
Below you will read a list of names of various people mentioned in the news recently. For each one, please indicate if you have heard of the person, and if you have, whether you have a favorable or unfavorable impression of the person. If you don't recognize a name, choose so.

Favorability: UN Secretary General Antonio Guterres



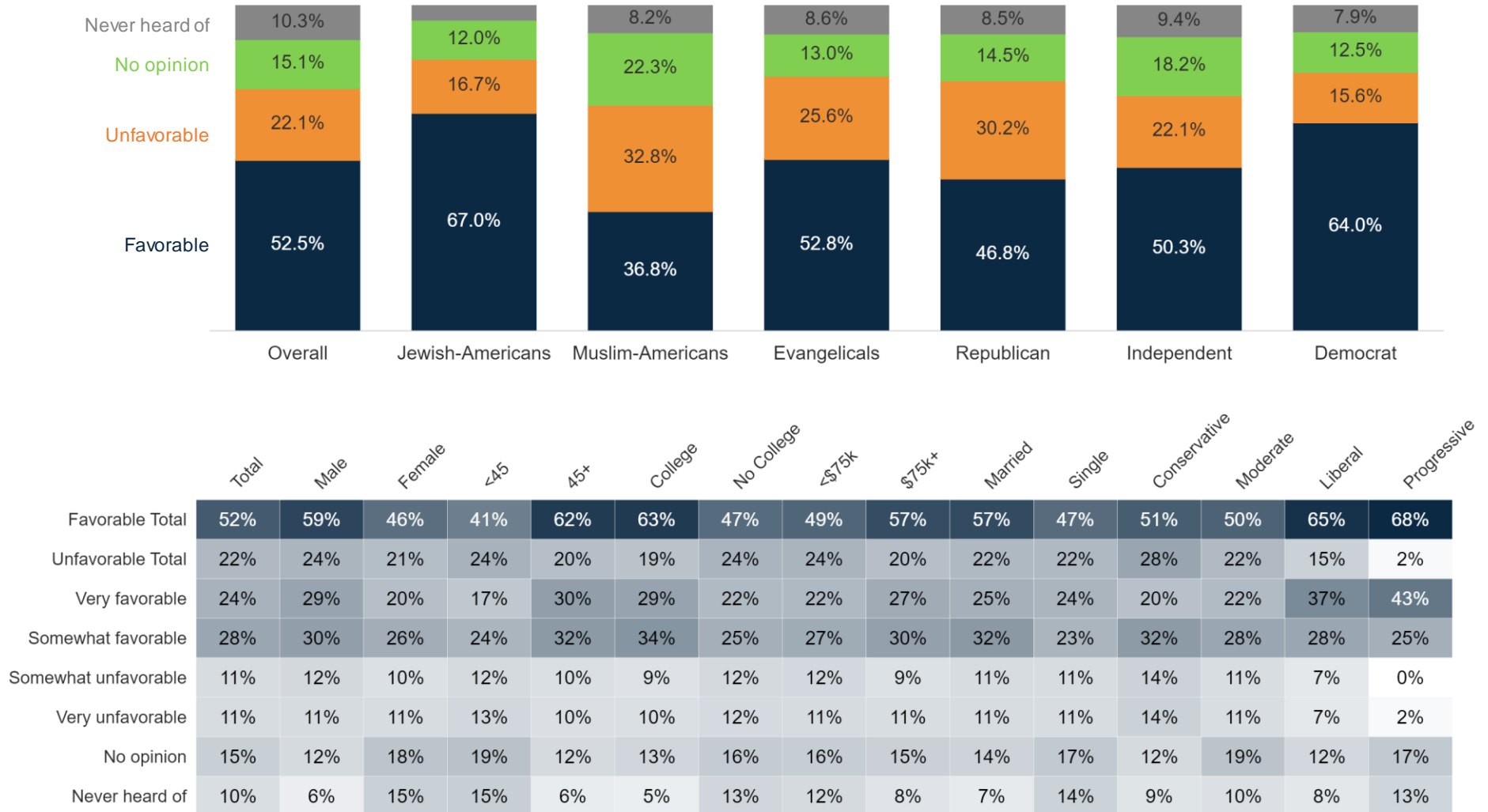
Below you will read a list of names of various people mentioned in the news recently. For each one, please indicate if you have heard of the person, and if you have, whether you have a favorable or unfavorable impression of the person. If you don't recognize a name, choose so.

Favorability: Iranian Supreme Leader Ali Khamenei



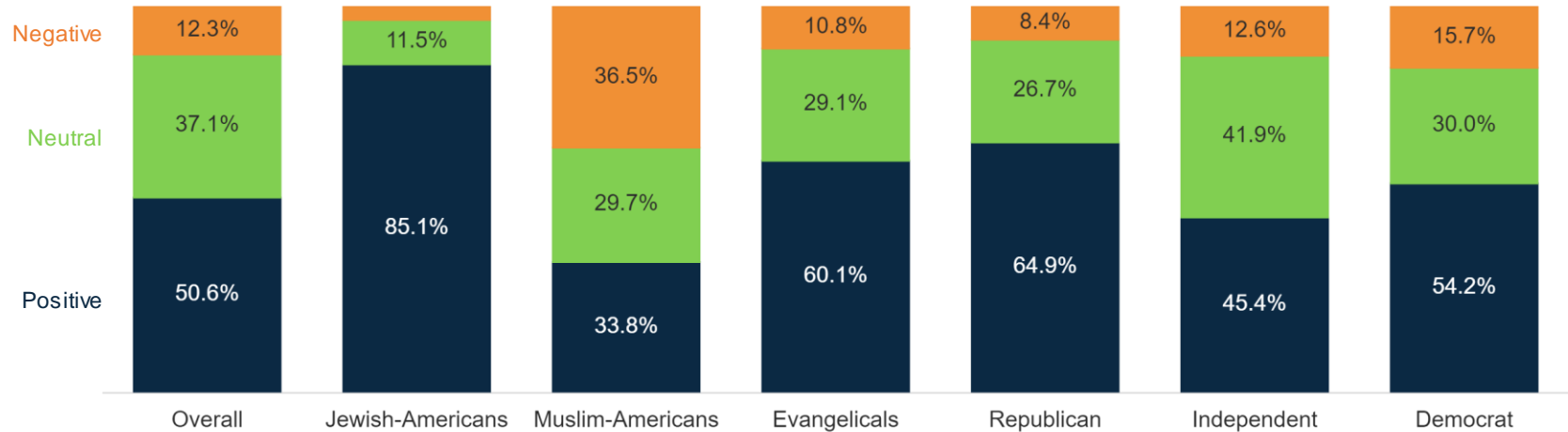
Below you will read a list of names of various people mentioned in the news recently. For each one, please indicate if you have heard of the person, and if you have, whether you have a favorable or unfavorable impression of the person. If you don't recognize a name, choose so.

Favorability: Ukraine President Volodymyr Zelenskyy



Below you will read a list of names of various people mentioned in the news recently. For each one, please indicate if you have heard of the person, and if you have, whether you have a favorable or unfavorable impression of the person. If you don't recognize a name, choose so.

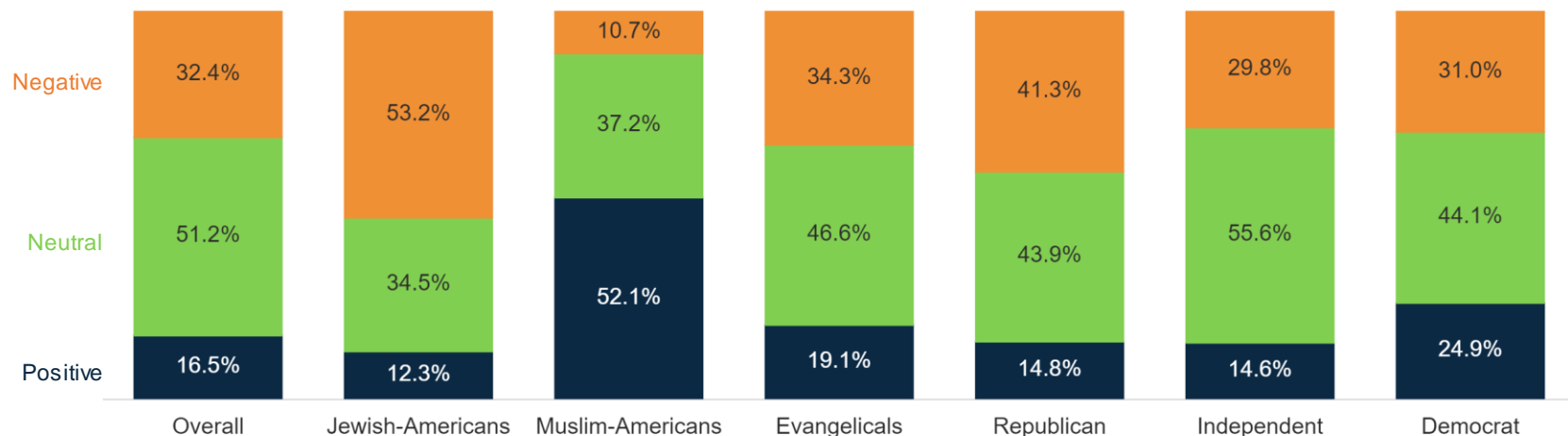
Israel Opinion



	Total	Male	Female	<45	45+	College	No College	<\$75k	\$75k+	Married	Single	Conservative	Moderate	Liberal	Progressive
Positive Total	51%	62%	39%	37%	62%	58%	47%	50%	51%	57%	43%	67%	42%	47%	43%
Negative Total	12%	9%	16%	18%	7%	12%	12%	12%	13%	10%	14%	7%	12%	18%	30%
Very positive	26%	33%	18%	18%	32%	27%	25%	27%	24%	28%	23%	41%	16%	21%	21%
Somewhat positive	25%	29%	21%	19%	30%	30%	22%	23%	27%	29%	20%	26%	26%	26%	21%
Neutral - neither positive or negative	37%	29%	45%	45%	31%	30%	41%	39%	35%	33%	43%	26%	46%	35%	28%
Somewhat negative	7%	5%	10%	11%	4%	7%	8%	7%	8%	6%	8%	4%	7%	12%	16%
Very negative	5%	3%	6%	7%	3%	5%	5%	5%	5%	3%	6%	2%	5%	7%	14%

Overall, is your opinion of Israel...

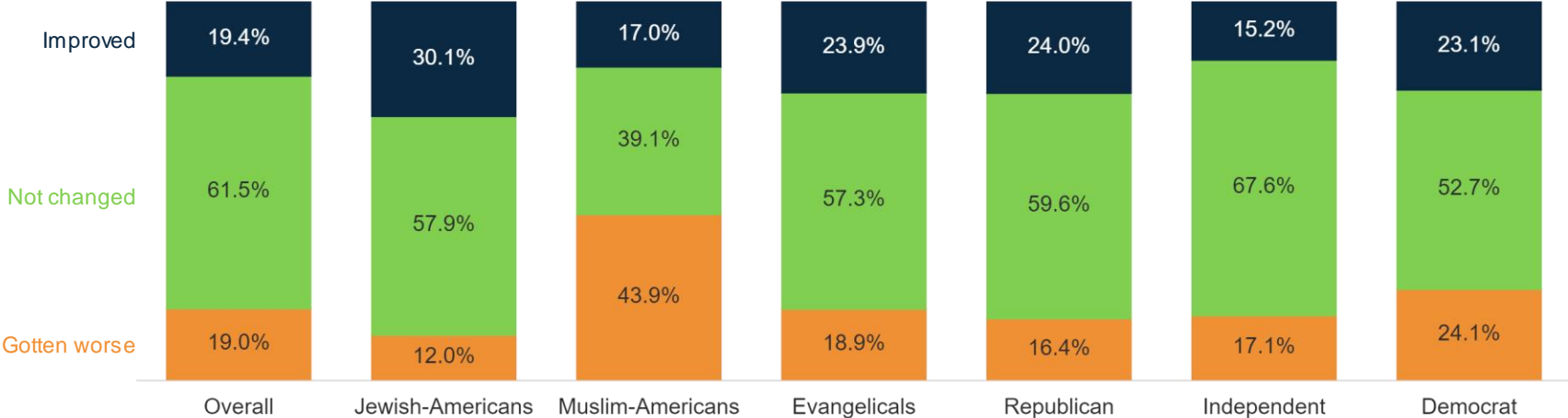
Gaza Opinion



	Total	Male	Female	<45	45+	College	No College	<\$75k	\$75k+	Married	Single	Conservative	Moderate	Liberal	Progressive
Positive Total	16%	19%	14%	23%	11%	17%	16%	17%	16%	14%	19%	16%	13%	22%	41%
Negative Total	32%	37%	28%	22%	41%	37%	30%	31%	34%	37%	28%	40%	27%	31%	22%
Very positive	6%	8%	5%	10%	3%	7%	6%	7%	6%	5%	8%	7%	3%	9%	23%
Somewhat positive	10%	11%	9%	13%	8%	10%	10%	10%	10%	9%	11%	9%	10%	13%	18%
Neutral - neither positive or negative	51%	43%	59%	55%	48%	46%	54%	52%	50%	49%	53%	44%	59%	47%	37%
Somewhat negative	18%	21%	15%	13%	22%	20%	17%	17%	19%	21%	16%	21%	16%	20%	13%
Very negative	14%	16%	13%	9%	19%	16%	13%	14%	15%	16%	12%	20%	11%	11%	9%

Overall, is your opinion of Gaza...

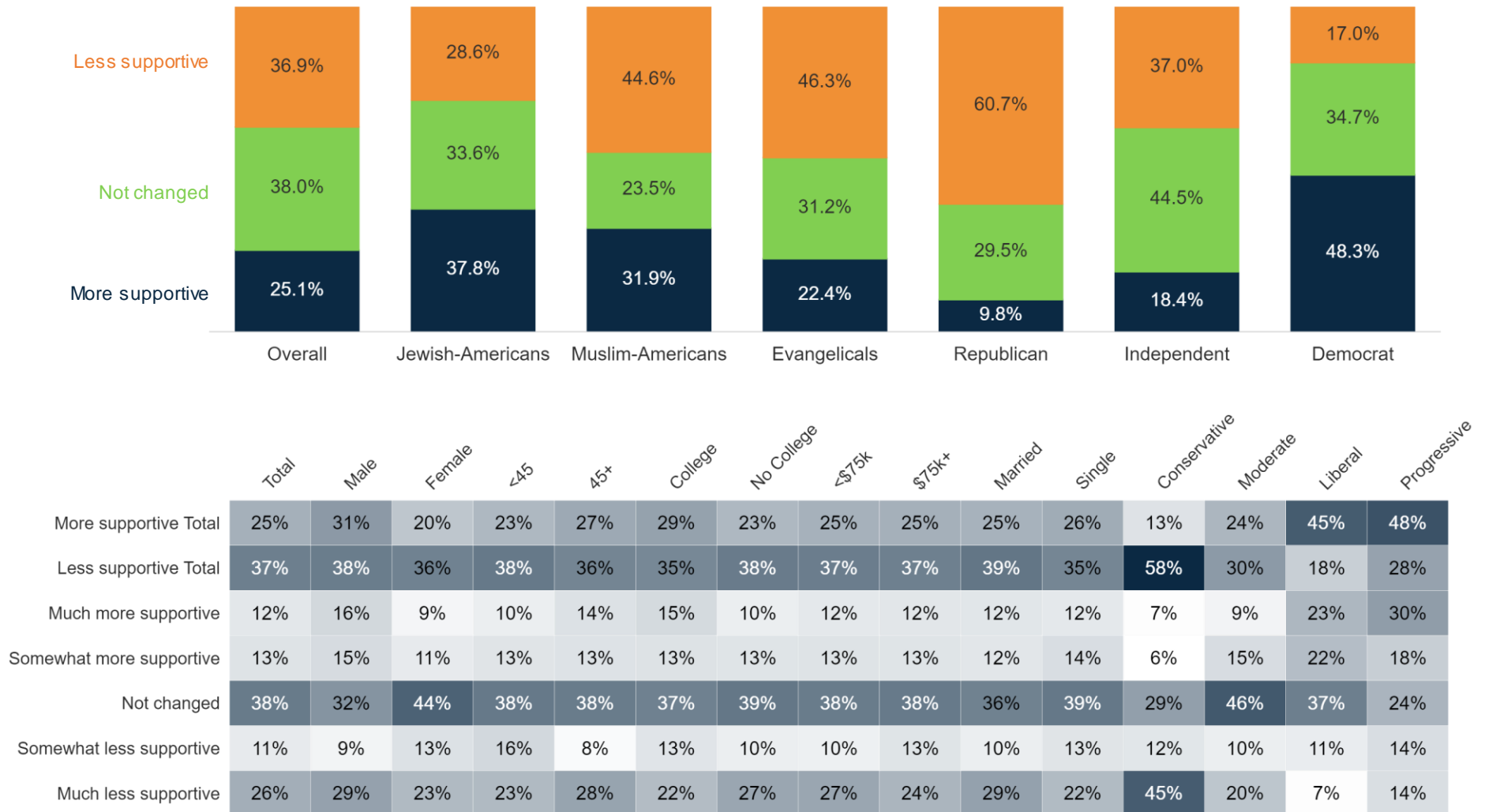
Israel Change



	Total	Male	Female	<45	45+	College	No College	<\$75k	\$75k+	Married	Single	Conservative	Moderate	Liberal	Progressive
Gotten worse	19%	15%	23%	28%	12%	20%	19%	19%	20%	18%	21%	16%	18%	24%	36%
Not changed	62%	61%	62%	54%	68%	57%	64%	64%	60%	61%	62%	60%	66%	55%	46%
Improved	19%	24%	15%	18%	21%	23%	18%	18%	21%	22%	17%	25%	15%	20%	18%

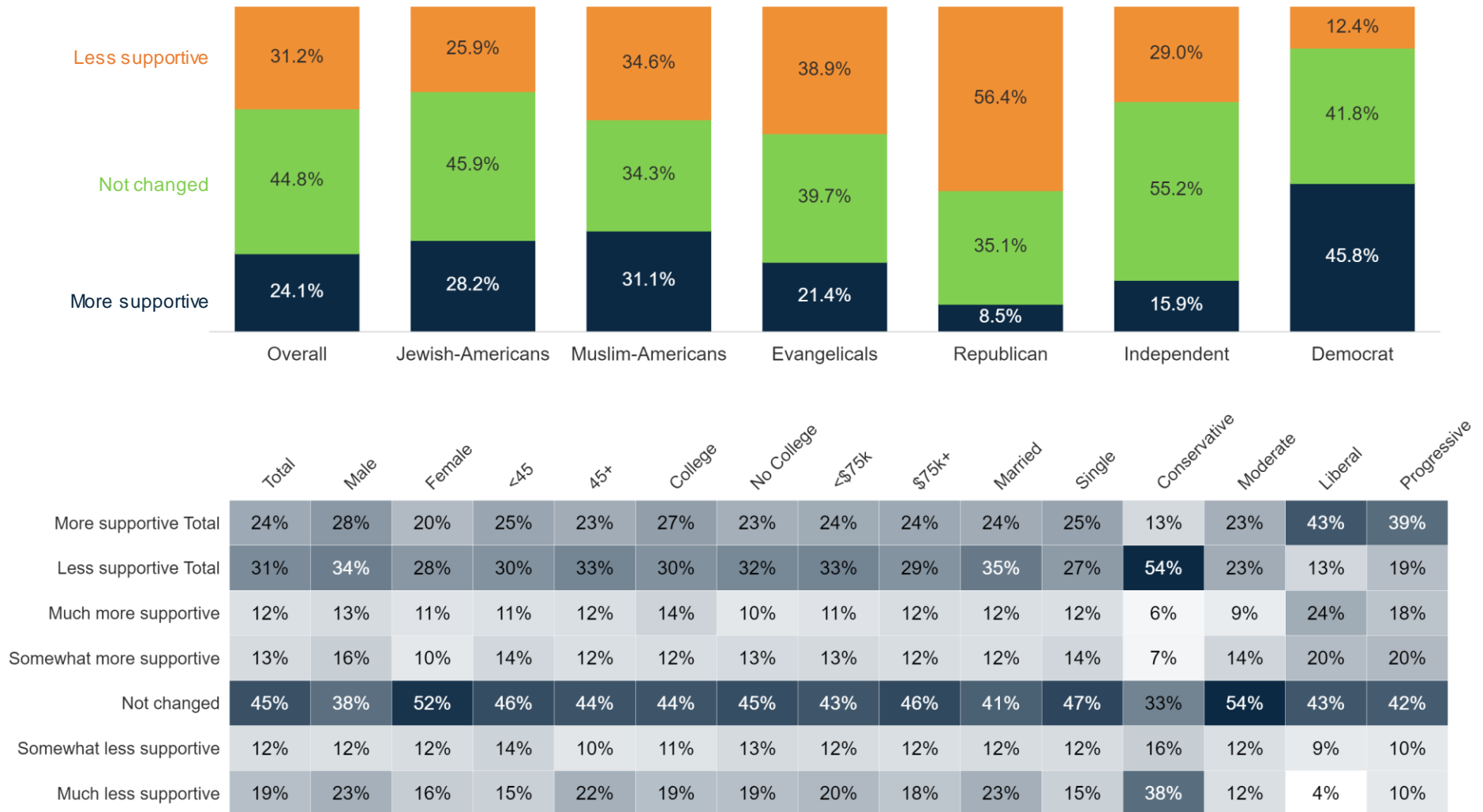
In light of Israel's response to the Hamas terrorist attack, has your view of Israel...

Other Change: President Joe Biden's leadership



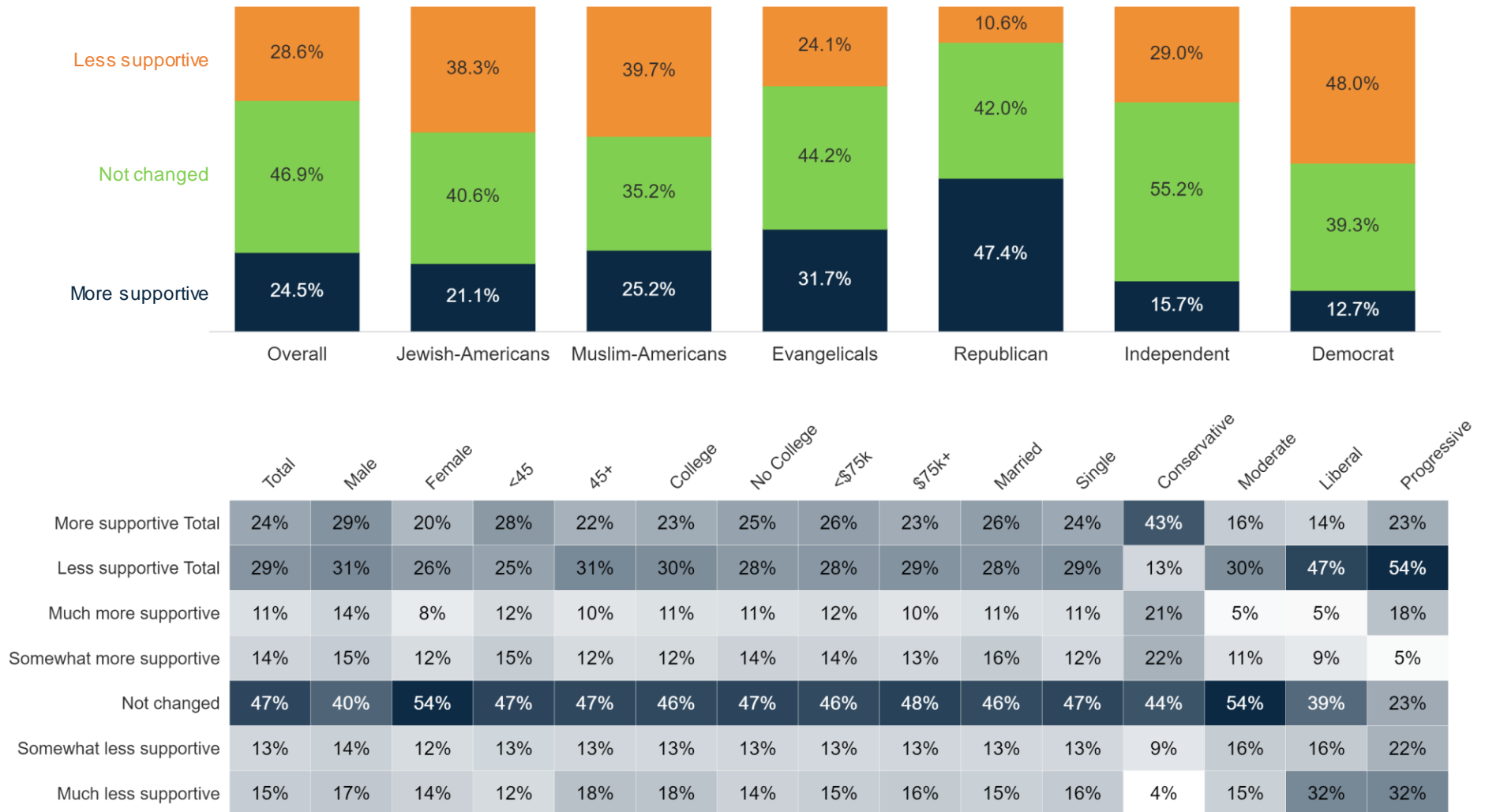
How has your opinion of these other people and groups changed following the Hamas attack in Israel?

Other Change: The Democratic Party



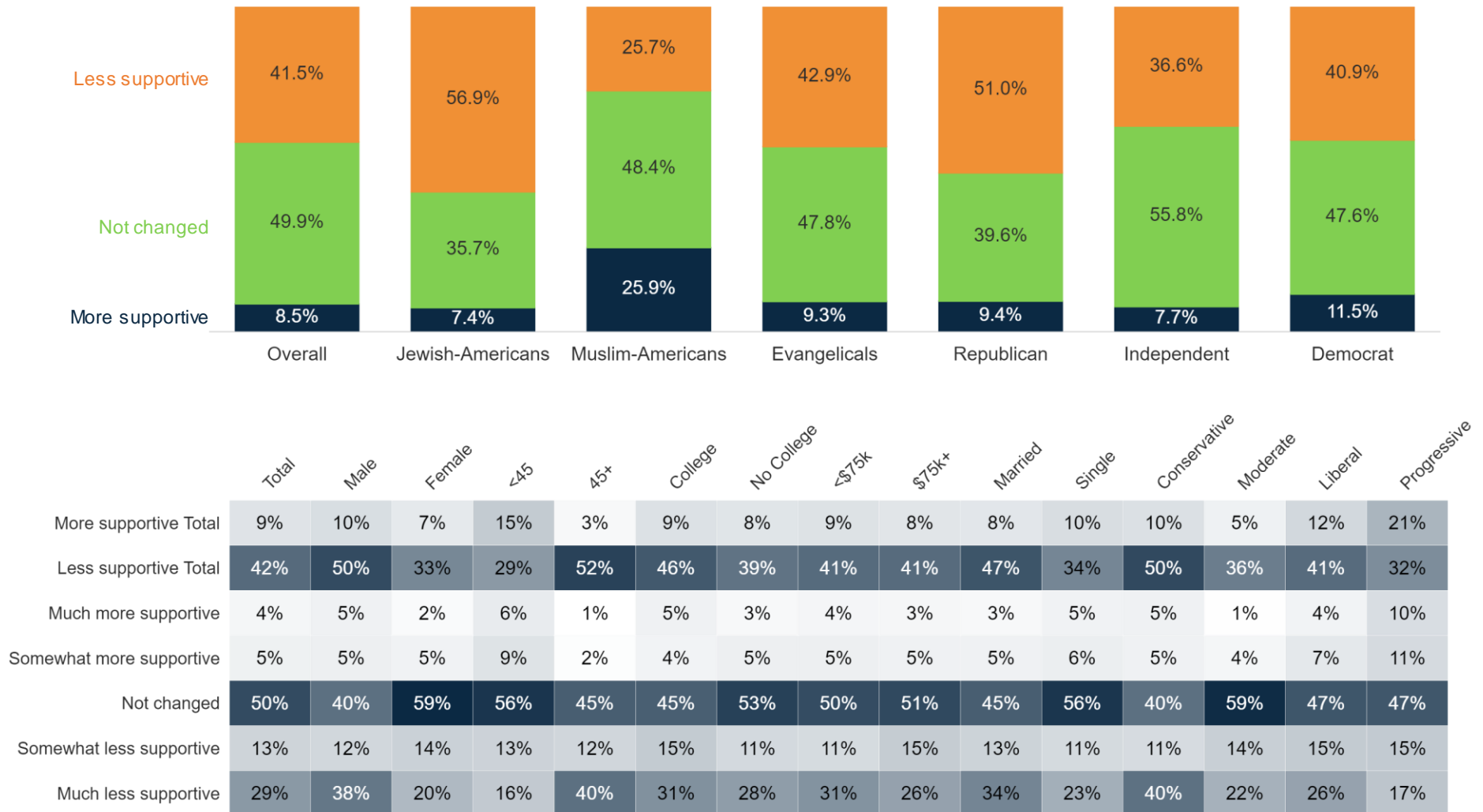
How has your opinion of these other people and groups changed following the Hamas attack in Israel?

Other Change: The Republican Party



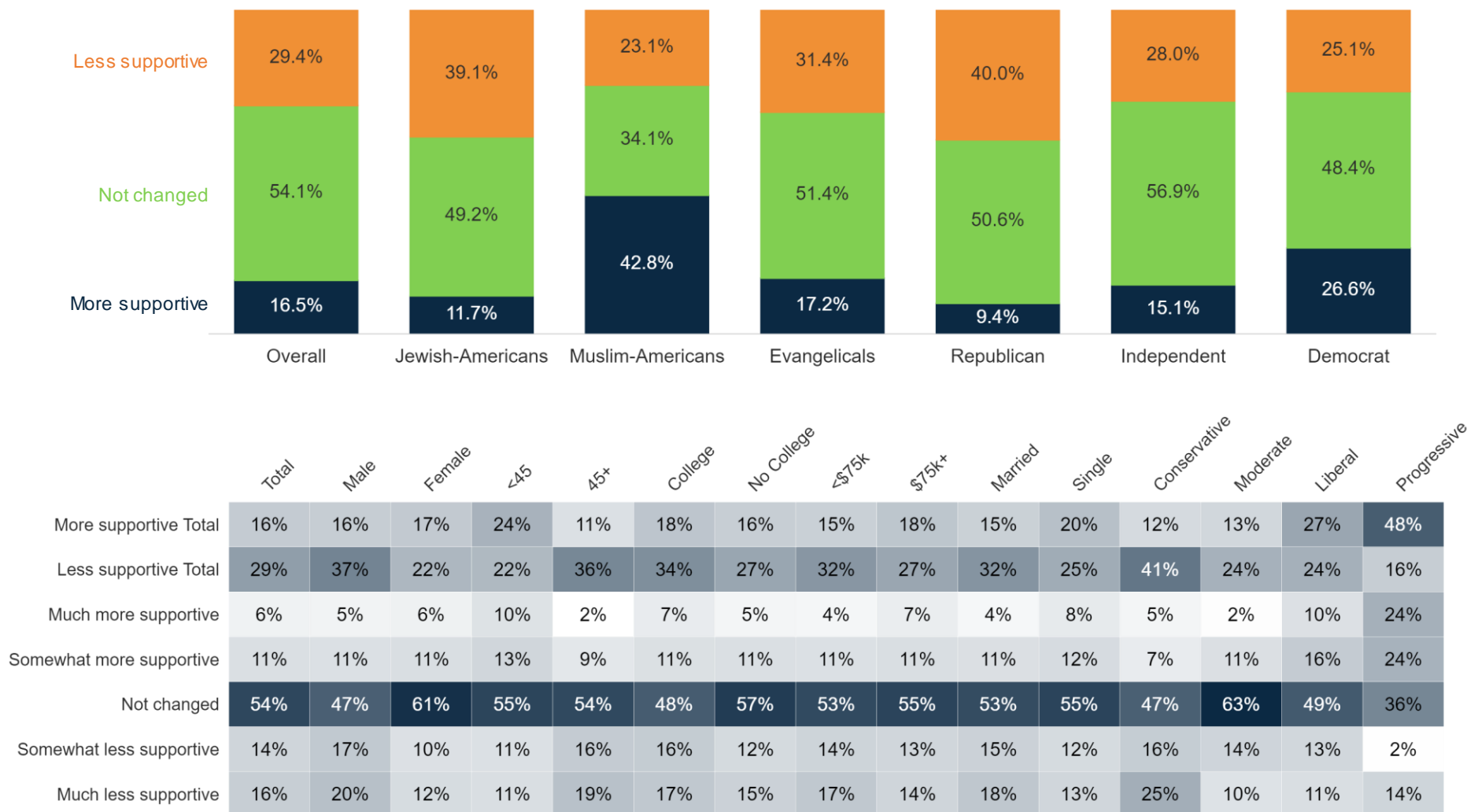
How has your opinion of these other people and groups changed following the Hamas attack in Israel?

Other Change: Iran



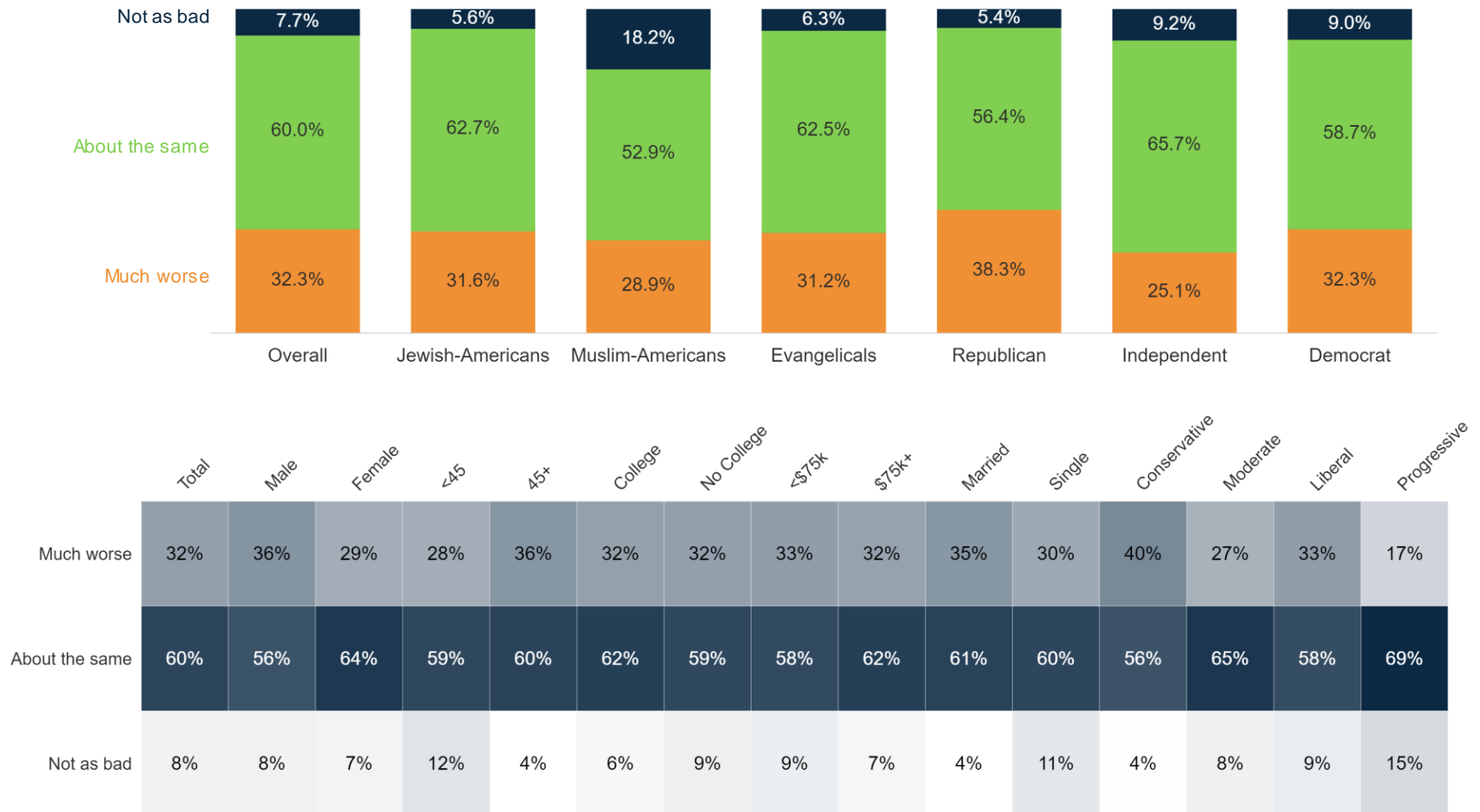
How has your opinion of these other people and groups changed following the Hamas attack in Israel?

Other Change: Palestinians in general



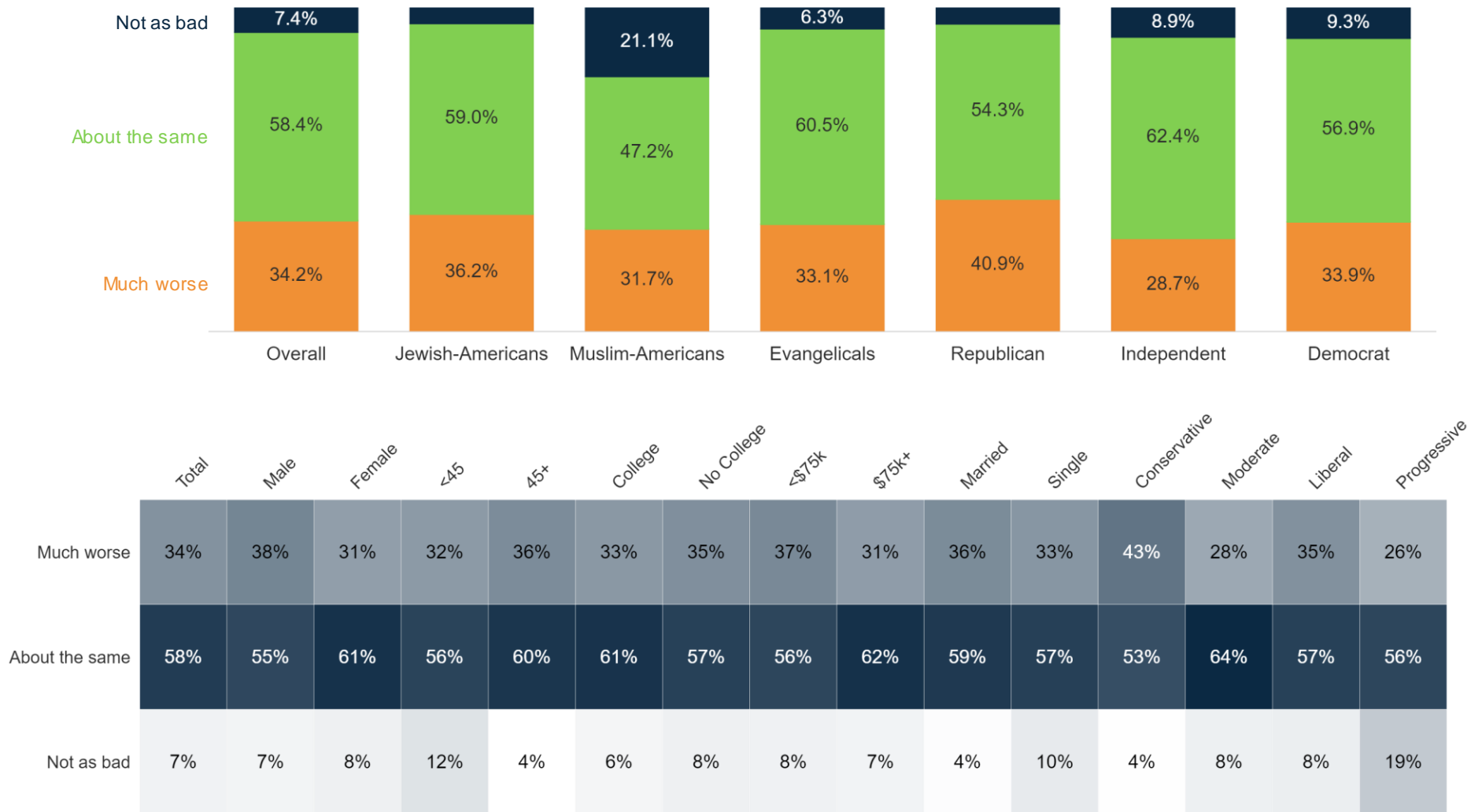
How has your opinion of these other people and groups changed following the Hamas attack in Israel?

Hamas vs Others: Al Qaeda



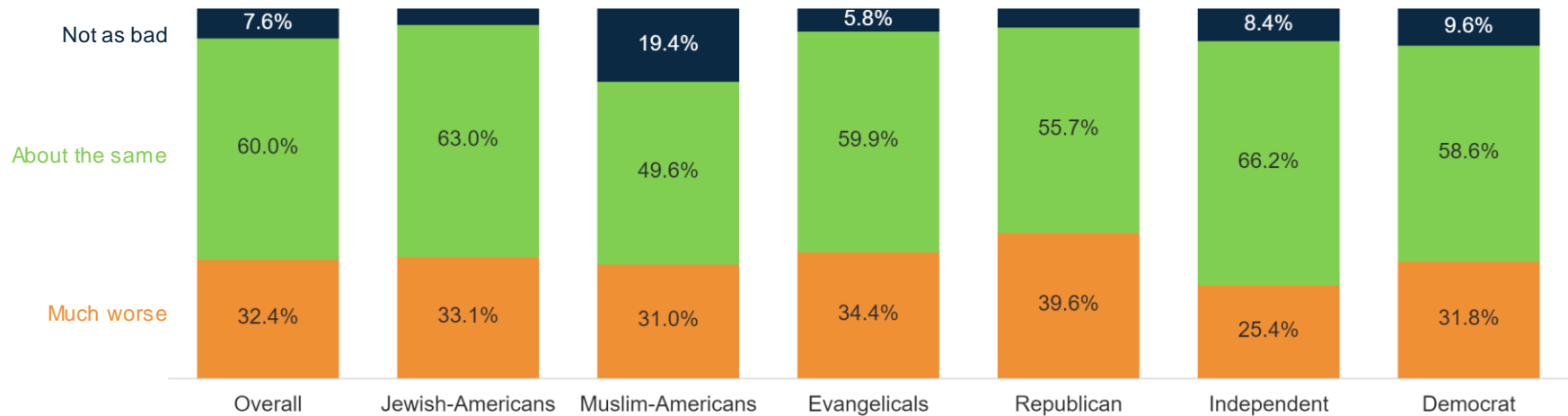
Overall, how would you evaluate Hamas in comparison to these other terrorist organizations?

Hamas vs Others: The Taliban



Overall, how would you evaluate Hamas in comparison to these other terrorist organizations?

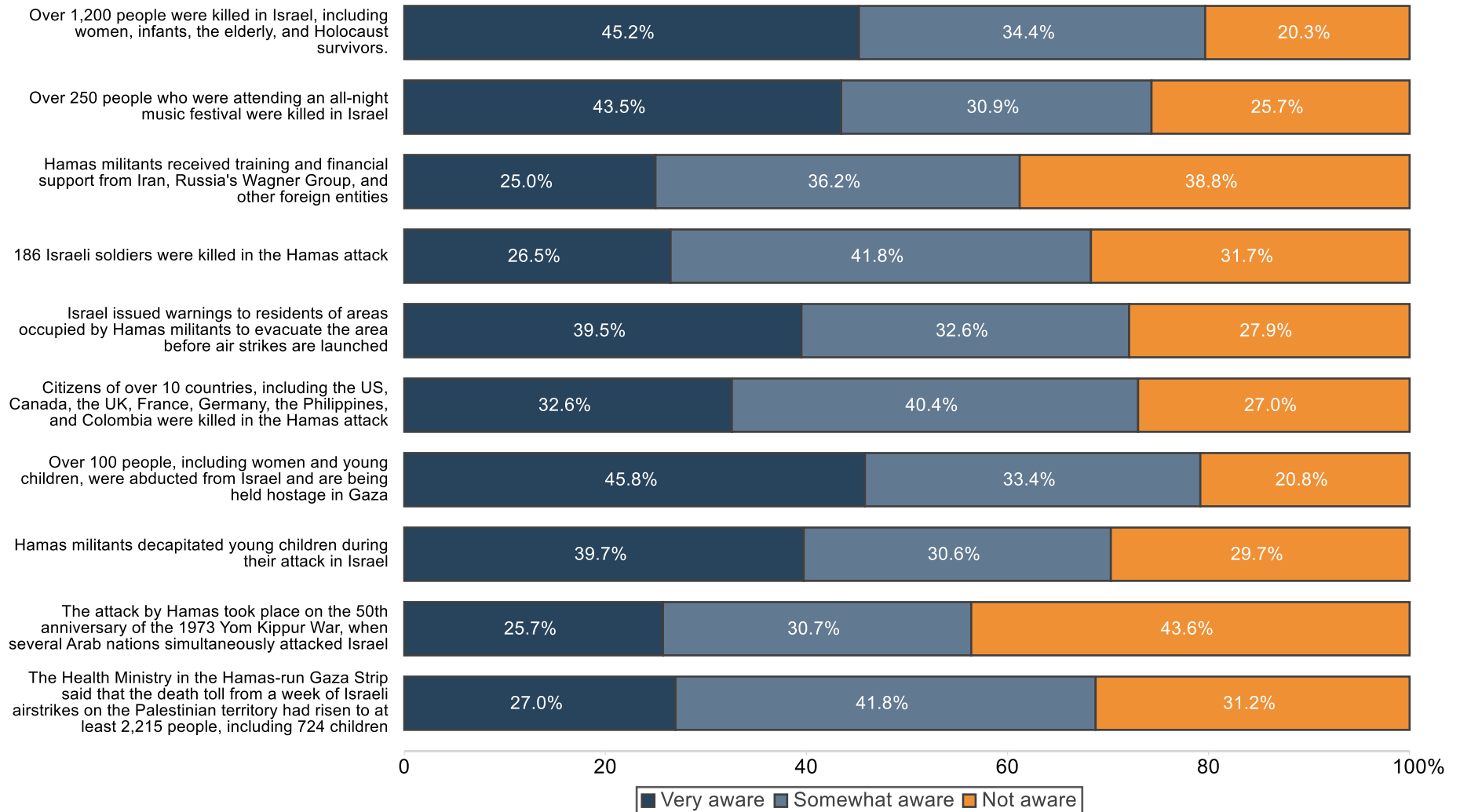
Hamas vs Others: ISIS / Islamic State



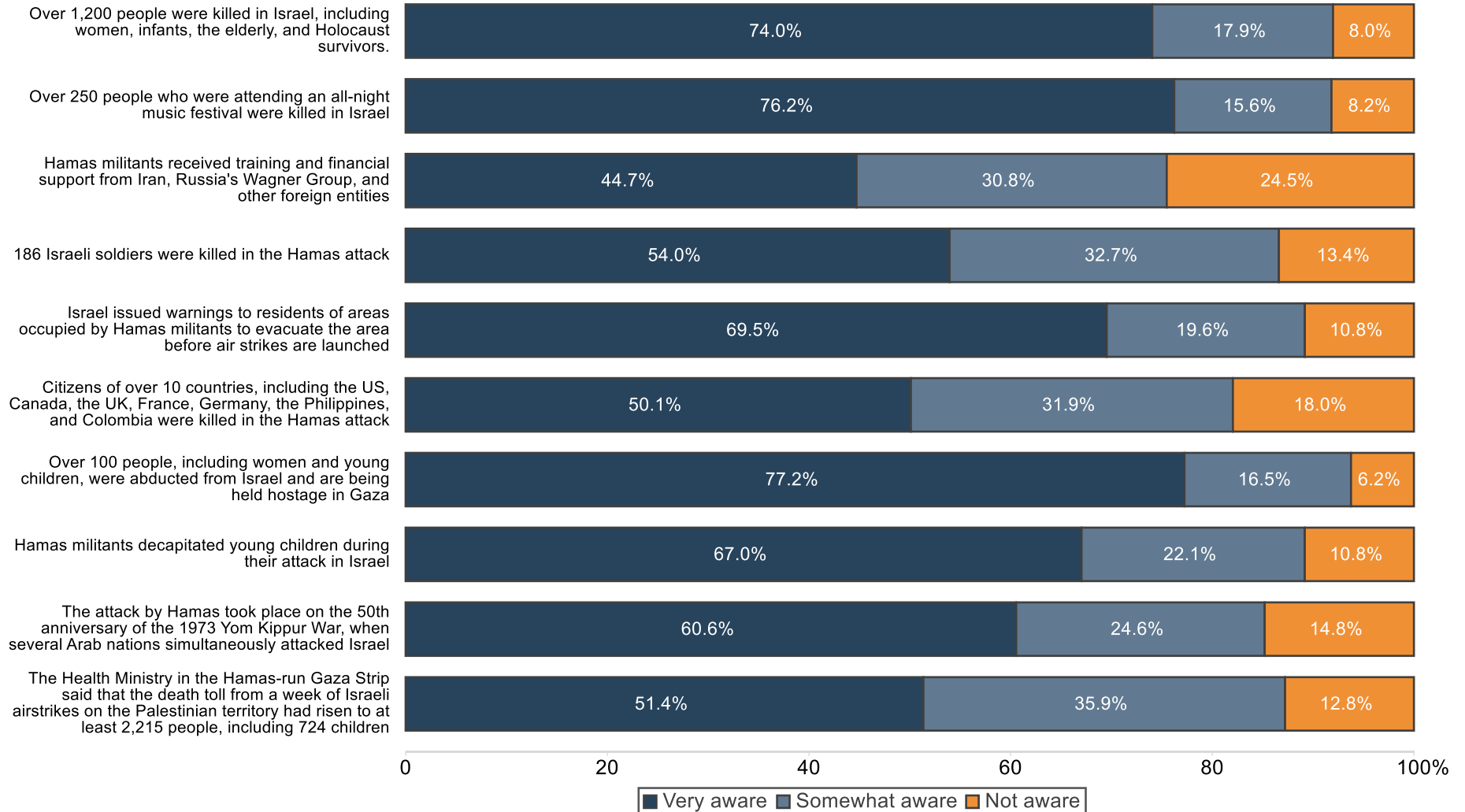
	Total	Male	Female	<45	45+	College	No College	<\$75k	\$75k+	Married	Single	Conservative	Moderate	Liberal	Progressive
Much worse	32%	35%	30%	30%	34%	32%	32%	32%	32%	35%	30%	40%	27%	34%	23%
About the same	60%	57%	63%	58%	62%	62%	59%	59%	62%	61%	59%	56%	66%	56%	55%
Not as bad	8%	8%	7%	12%	4%	5%	9%	9%	6%	4%	11%	4%	7%	10%	22%

Overall, how would you evaluate Hamas in comparison to these other terrorist organizations?

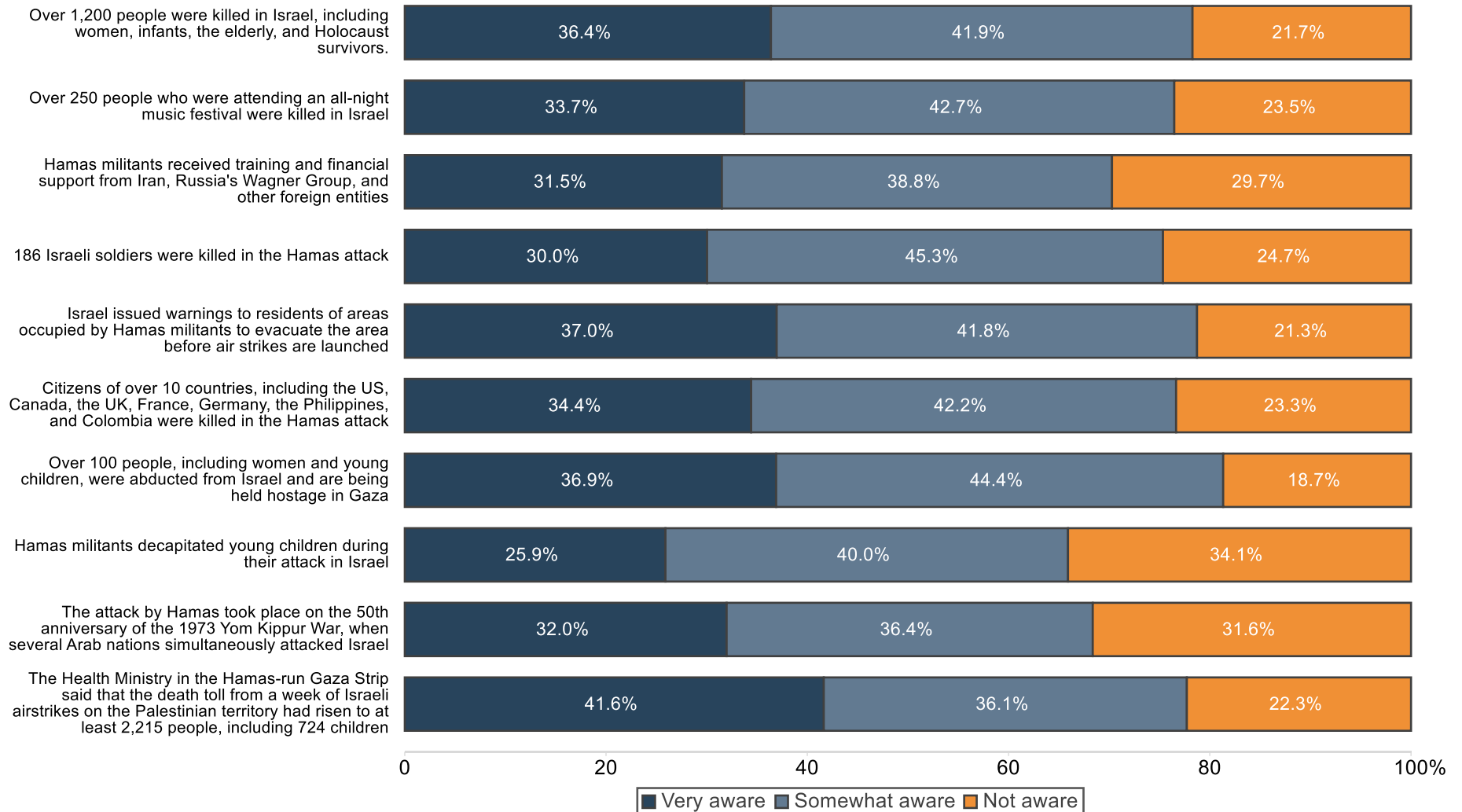
Aware Facts (Overall)



Aware Facts (Jewish Americans)



Aware Facts (Muslim Americans)



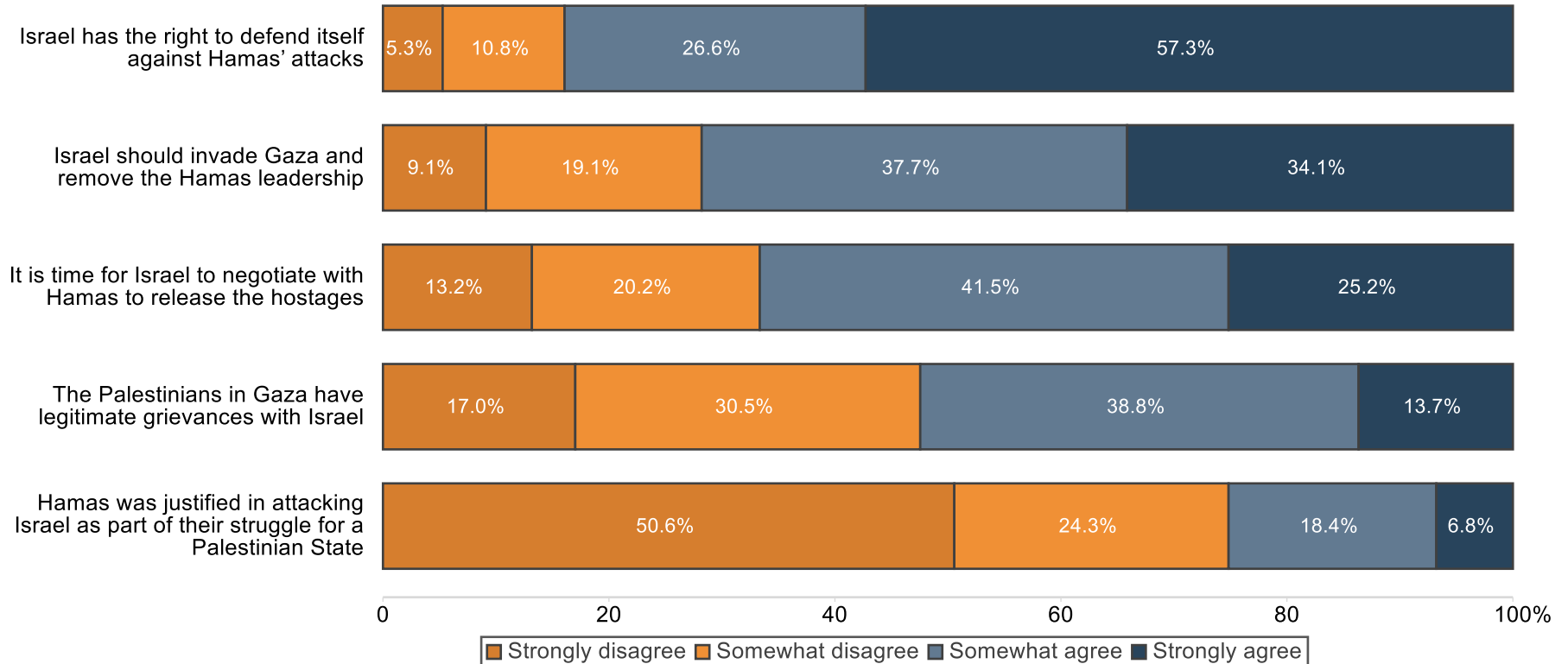
Aware Facts - Aware

	Male	Female	<45	45+	College	No College	<\$75k	\$75k+	Married	Single	Conservative	Moderate	Liberal	Progressive
Over 1,200 people were killed in Israel, including women, infants, the elderly, and Holocaust survivors.	82%	77%	73%	85%	86%	76%	76%	84%	85%	75%	84%	78%	82%	85%
Over 250 people who were attending an all-night music festival were killed in Israel	79%	70%	67%	81%	83%	70%	70%	79%	80%	69%	80%	73%	77%	72%
Hamas militants received training and financial support from Iran, Russia's Wagner Group, and other foreign entities	69%	54%	56%	65%	69%	57%	60%	63%	65%	58%	68%	56%	65%	67%
186 Israeli soldiers were killed in the Hamas attack	72%	65%	65%	71%	75%	65%	66%	71%	72%	65%	74%	65%	72%	78%
Israel issued warnings to residents of areas occupied by Hamas militants to evacuate the area before air strikes are launched	79%	66%	65%	78%	80%	68%	69%	75%	76%	68%	77%	71%	74%	77%
Citizens of over 10 countries, including the US, Canada, the UK, France, Germany, the Philippines, and Colombia were killed in the Hamas attack	77%	70%	69%	76%	79%	70%	69%	78%	78%	68%	77%	73%	76%	71%
Over 100 people, including women and young children, were abducted from Israel and are being held hostage in Gaza	82%	77%	70%	87%	87%	75%	76%	83%	84%	75%	84%	77%	83%	82%
Hamas militants decapitated young children during their attack in Israel	75%	66%	67%	73%	79%	66%	67%	74%	75%	67%	77%	67%	73%	72%
The attack by Hamas took place on the 50th anniversary of the 1973 Yom Kippur War, when several Arab nations simultaneously attacked Israel	65%	48%	54%	58%	66%	52%	57%	56%	58%	55%	64%	53%	57%	50%
The Health Ministry in the Hamas-run Gaza Strip said that the death toll from a week of Israeli airstrikes on the Palestinian territory had risen to at least 2,215 people, including 724 children	73%	65%	63%	73%	76%	65%	66%	72%	74%	65%	71%	66%	76%	78%

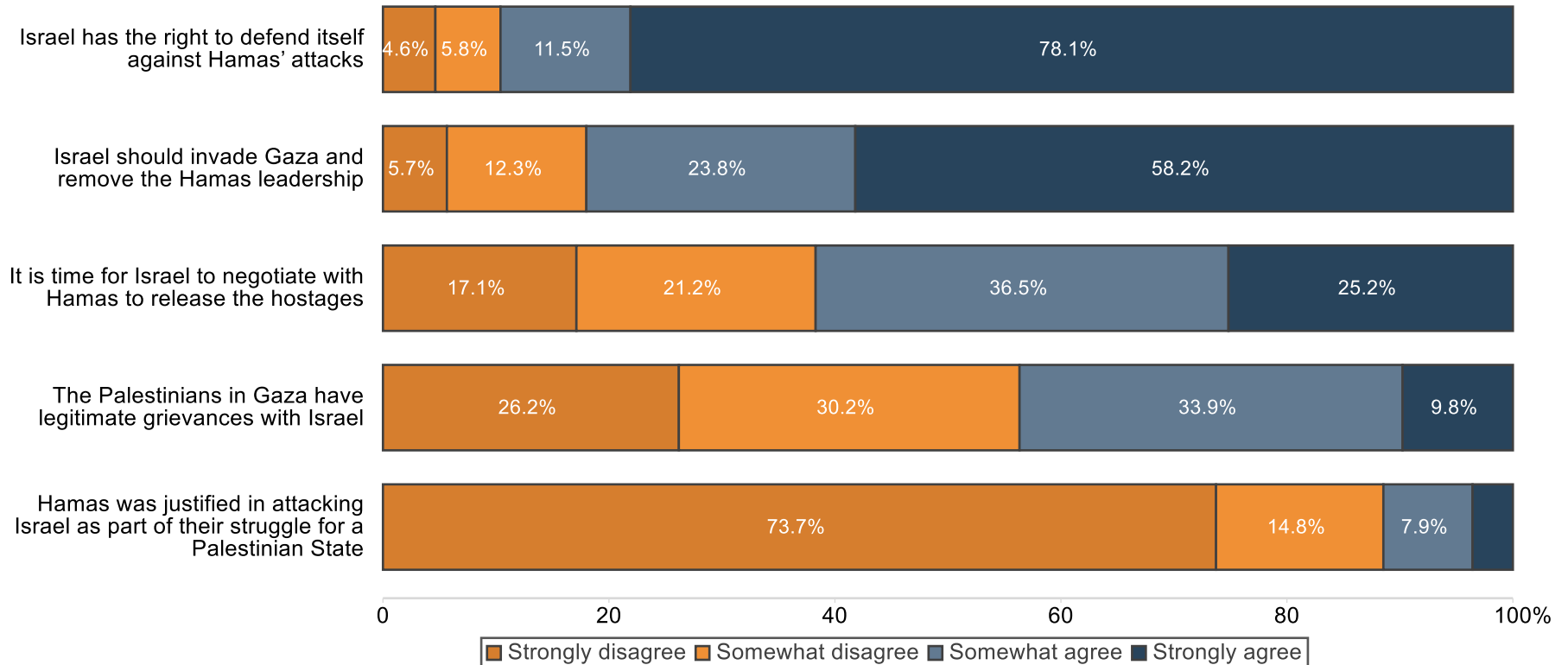
Aware Facts - Not Aware

	Male	Female	<45	45+	College	No College	<\$75k	\$75k+	Married	Single	Conservative	Moderate	Liberal	Progressive
Over 1,200 people were killed in Israel, including women, infants, the elderly, and Holocaust survivors.	18%	23%	27%	15%	14%	24%	24%	16%	15%	25%	16%	22%	18%	15%
Over 250 people who were attending an all-night music festival were killed in Israel	21%	30%	33%	19%	17%	30%	30%	21%	20%	31%	20%	27%	23%	28%
Hamas militants received training and financial support from Iran, Russia's Wagner Group, and other foreign entities	31%	46%	44%	35%	31%	43%	40%	37%	35%	42%	32%	44%	35%	33%
186 Israeli soldiers were killed in the Hamas attack	28%	35%	35%	29%	25%	35%	34%	29%	28%	35%	26%	35%	28%	22%
Israel issued warnings to residents of areas occupied by Hamas militants to evacuate the area before air strikes are launched	21%	34%	35%	22%	20%	32%	31%	25%	24%	32%	23%	29%	26%	23%
Citizens of over 10 countries, including the US, Canada, the UK, France, Germany, the Philippines, and Colombia were killed in the Hamas attack	23%	30%	31%	24%	21%	30%	31%	22%	22%	32%	23%	27%	24%	29%
Over 100 people, including women and young children, were abducted from Israel and are being held hostage in Gaza	18%	23%	30%	13%	13%	25%	24%	17%	16%	25%	16%	23%	17%	18%
Hamas militants decapitated young children during their attack in Israel	25%	34%	33%	27%	21%	34%	33%	26%	25%	33%	23%	33%	27%	28%
The attack by Hamas took place on the 50th anniversary of the 1973 Yom Kippur War, when several Arab nations simultaneously attacked Israel	35%	52%	46%	42%	34%	48%	43%	44%	42%	45%	36%	47%	43%	50%
The Health Ministry in the Hamas-run Gaza Strip said that the death toll from a week of Israeli airstrikes on the Palestinian territory had risen to at least 2,215 people, including 724 children	27%	35%	37%	27%	24%	35%	34%	28%	26%	35%	29%	34%	24%	22%

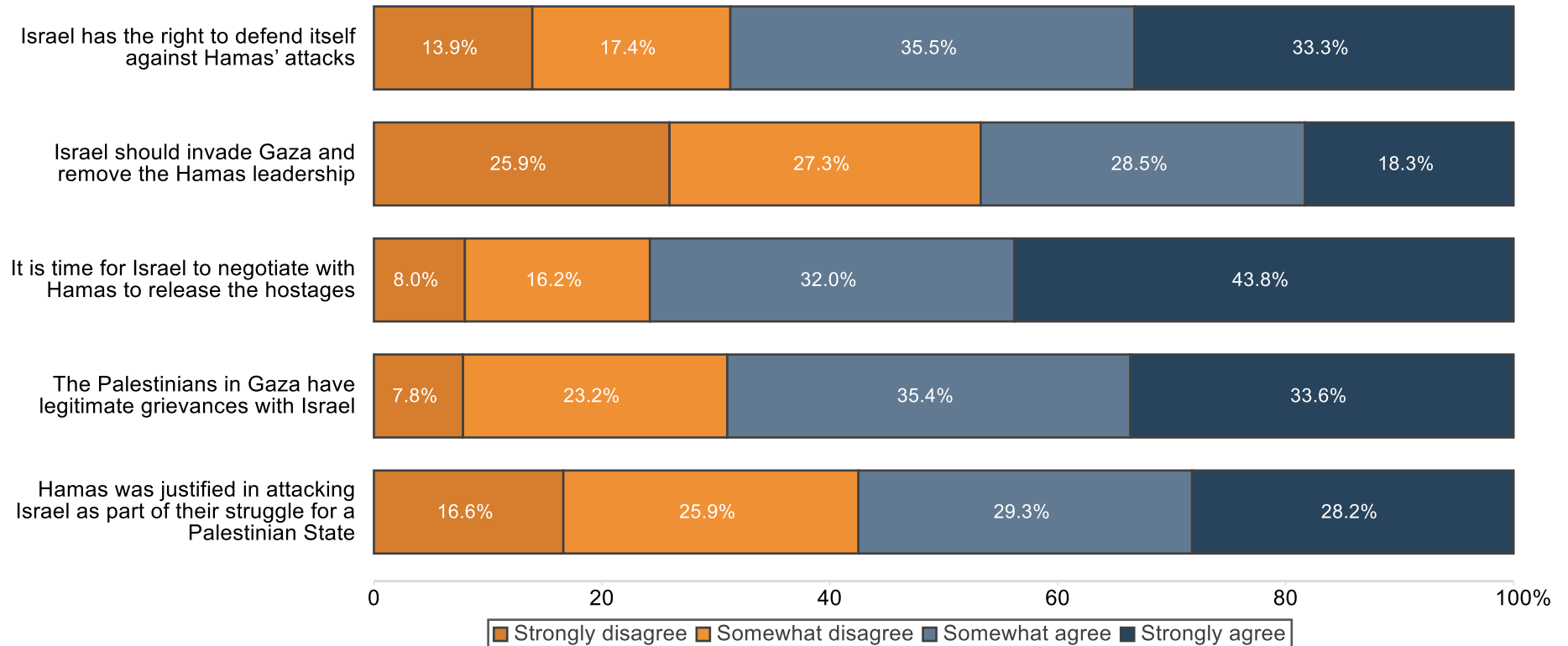
Attitudes Response (Overall)



Attitudes Response (Jewish Americans)



Attitudes Response (Muslim Americans)



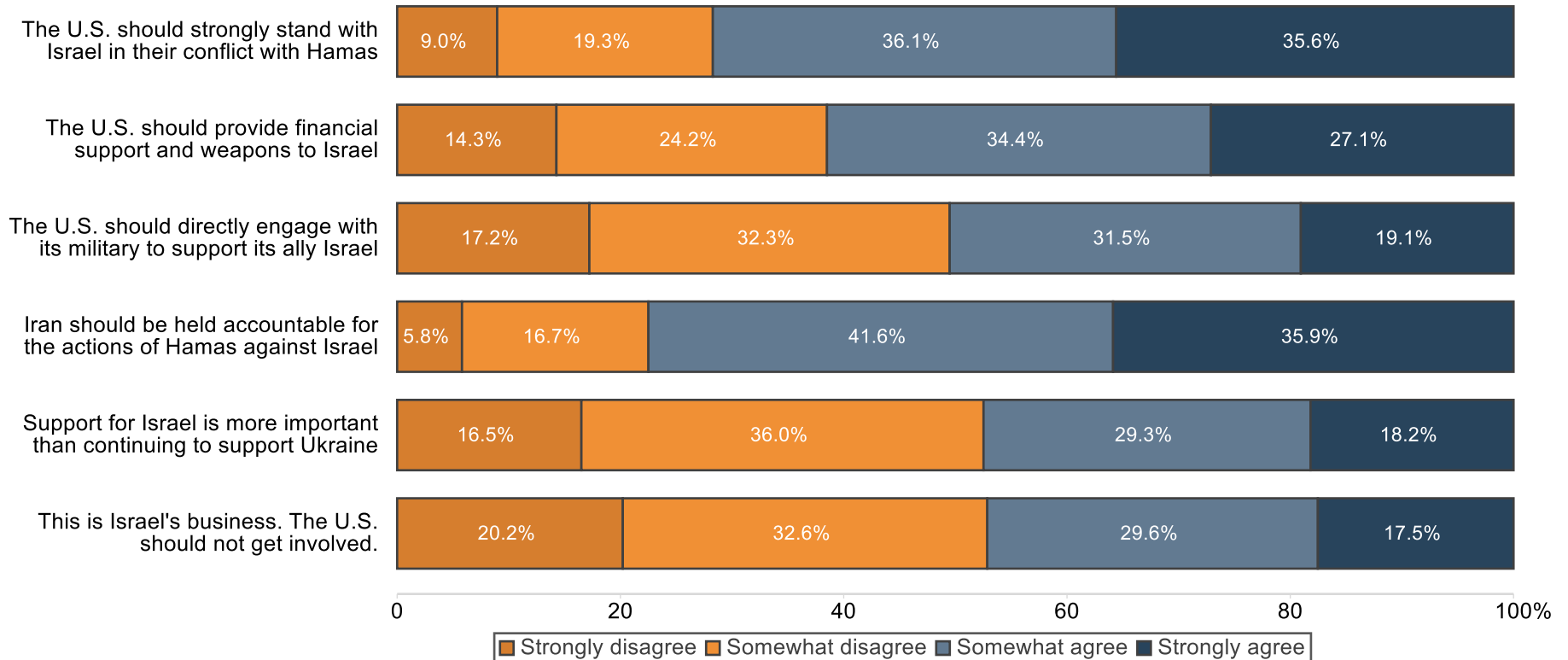
Attitudes Response - Disagree

	Male	Female	<45	45+	College	No College	<\$75k	\$75k+	Married	Single	Conservative	Moderate	Liberal	Progressive
Israel has the right to defend itself against Hamas' attacks	17%	15%	24%	9%	13%	18%	18%	15%	11%	21%	12%	17%	16%	21%
Israel should invade Gaza and remove the Hamas leadership	24%	32%	38%	20%	26%	29%	29%	27%	23%	34%	20%	29%	33%	50%
It is time for Israel to negotiate with Hamas to release the hostages	41%	26%	30%	36%	31%	35%	34%	32%	34%	33%	41%	33%	23%	28%
The Palestinians in Gaza have legitimate grievances with Israel	48%	48%	42%	52%	42%	50%	49%	46%	51%	45%	60%	44%	34%	32%
Hamas was justified in attacking Israel as part of their struggle for a Palestinian State	73%	76%	62%	86%	78%	73%	72%	78%	79%	69%	82%	72%	70%	69%

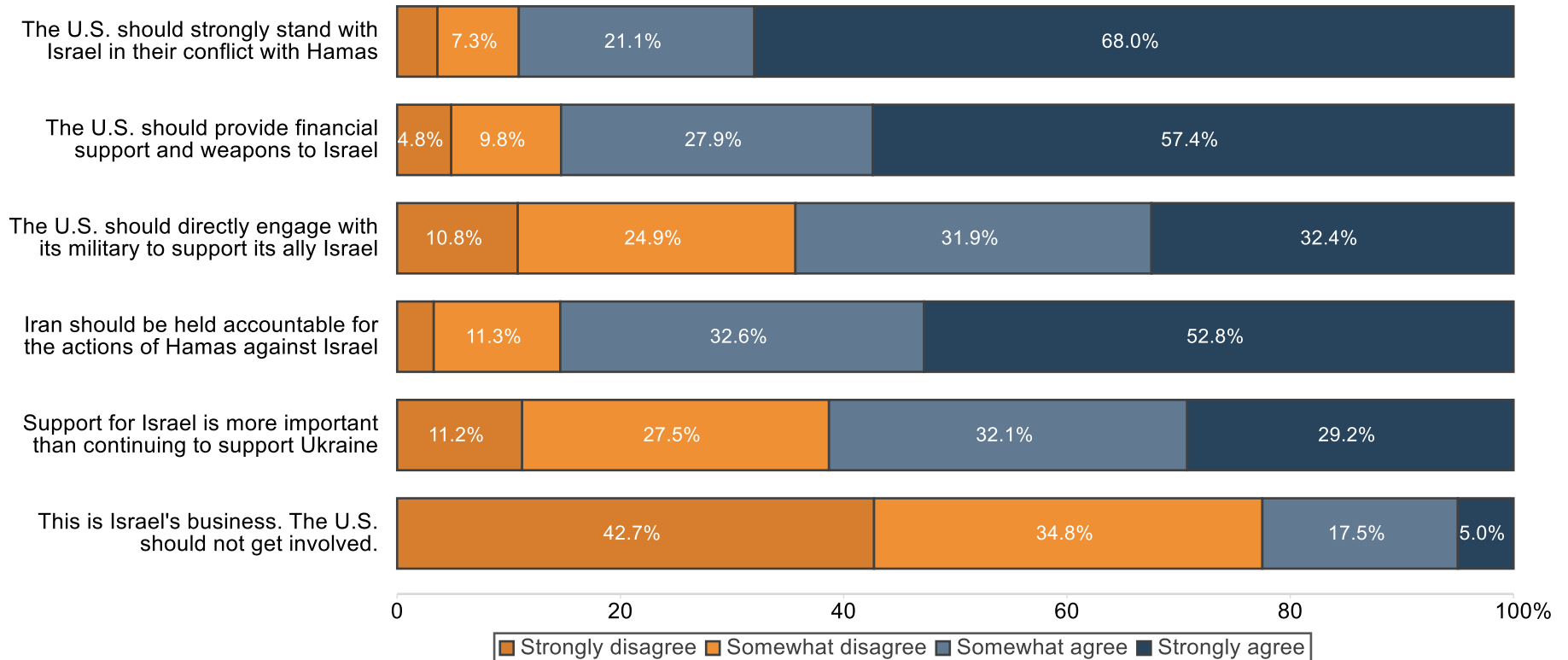
Attitudes Response - Agree

	Male	Female	<45	45+	College	No College	<\$75k	\$75k+	Married	Single	Conservative	Moderate	Liberal	Progressive
Israel has the right to defend itself against Hamas' attacks	83%	85%	76%	91%	87%	82%	82%	85%	89%	79%	88%	83%	84%	79%
Israel should invade Gaza and remove the Hamas leadership	76%	68%	62%	80%	74%	71%	71%	73%	77%	66%	80%	71%	67%	50%
It is time for Israel to negotiate with Hamas to release the hostages	59%	74%	70%	64%	69%	65%	66%	68%	66%	67%	59%	67%	77%	72%
The Palestinians in Gaza have legitimate grievances with Israel	52%	52%	58%	48%	58%	50%	51%	54%	49%	55%	40%	56%	66%	68%
Hamas was justified in attacking Israel as part of their struggle for a Palestinian State	27%	24%	38%	14%	22%	27%	28%	22%	21%	31%	18%	28%	30%	31%

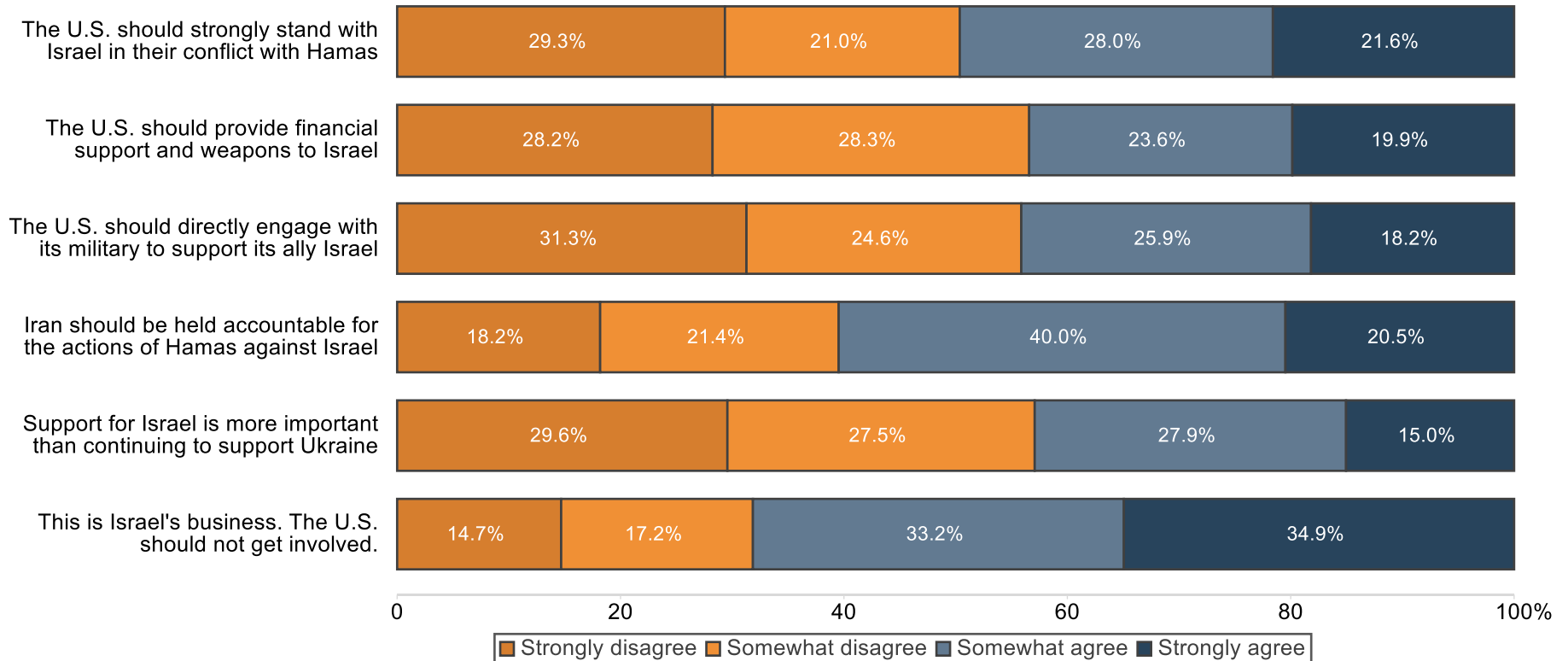
Attitudes US Response (Overall)



Attitudes US Response (Jewish Americans)



Attitudes US Response (Muslim Americans)



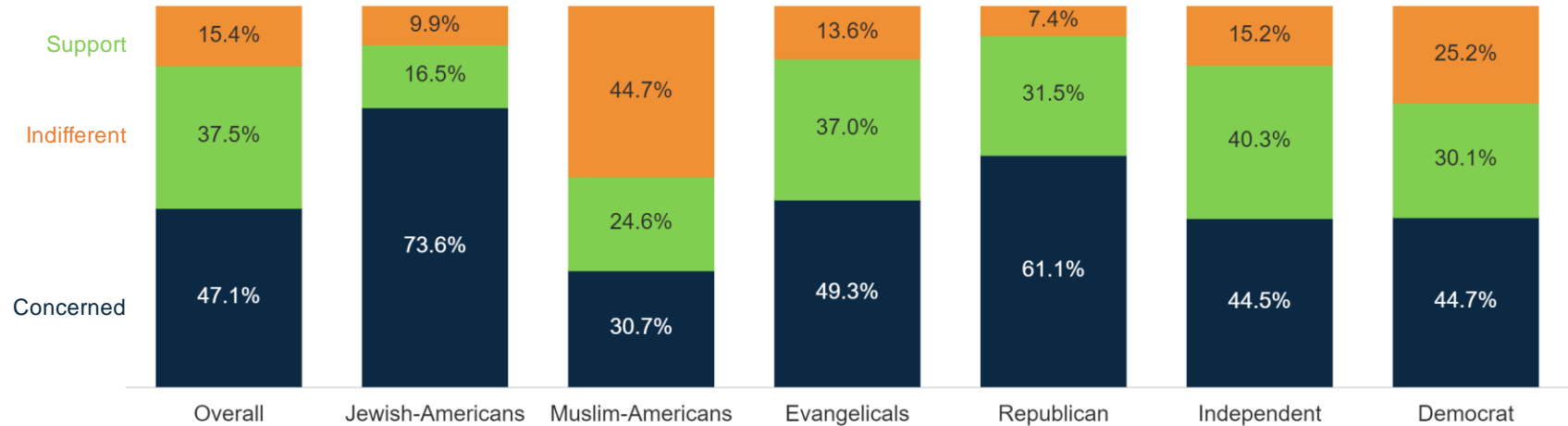
Attitudes US Response - Disagree

	Male	Female	<45	45+	College	No College	<\$75k	\$75k+	Married	Single	Conservative	Moderate	Liberal	Progressive
The U.S. should strongly stand with Israel in their conflict with Hamas	23%	34%	39%	20%	24%	31%	29%	28%	24%	33%	20%	31%	28%	47%
The U.S. should provide financial support and weapons to Israel	30%	47%	49%	29%	33%	41%	38%	39%	35%	43%	29%	42%	39%	46%
The U.S. should directly engage with its military to support its ally Israel	47%	52%	47%	52%	52%	48%	48%	51%	49%	50%	42%	54%	51%	56%
Iran should be held accountable for the actions of Hamas against Israel	22%	23%	33%	14%	18%	25%	24%	21%	17%	30%	16%	23%	26%	36%
Support for Israel is more important than continuing to support Ukraine	49%	55%	52%	53%	54%	52%	49%	57%	49%	56%	37%	55%	65%	66%
This is Israel's business. The U.S. should not get involved.	57%	49%	42%	62%	59%	50%	52%	54%	56%	48%	59%	49%	52%	52%

Attitudes US Response - Agree

	Male	Female	<45	45+	College	No College	<\$75k	\$75k+	Married	Single	Conservative	Moderate	Liberal	Progressive
The U.S. should strongly stand with Israel in their conflict with Hamas	77%	66%	61%	80%	76%	69%	71%	72%	76%	67%	80%	69%	72%	53%
The U.S. should provide financial support and weapons to Israel	70%	53%	51%	71%	67%	59%	62%	61%	65%	57%	71%	58%	61%	54%
The U.S. should directly engage with its military to support its ally Israel	53%	48%	53%	48%	48%	52%	52%	49%	51%	50%	58%	46%	49%	44%
Iran should be held accountable for the actions of Hamas against Israel	78%	77%	67%	86%	82%	75%	76%	79%	83%	70%	84%	77%	74%	64%
Support for Israel is more important than continuing to support Ukraine	51%	45%	48%	47%	46%	48%	51%	43%	51%	44%	63%	45%	35%	34%
This is Israel's business. The U.S. should not get involved.	43%	51%	58%	38%	41%	50%	48%	46%	44%	52%	41%	51%	48%	48%

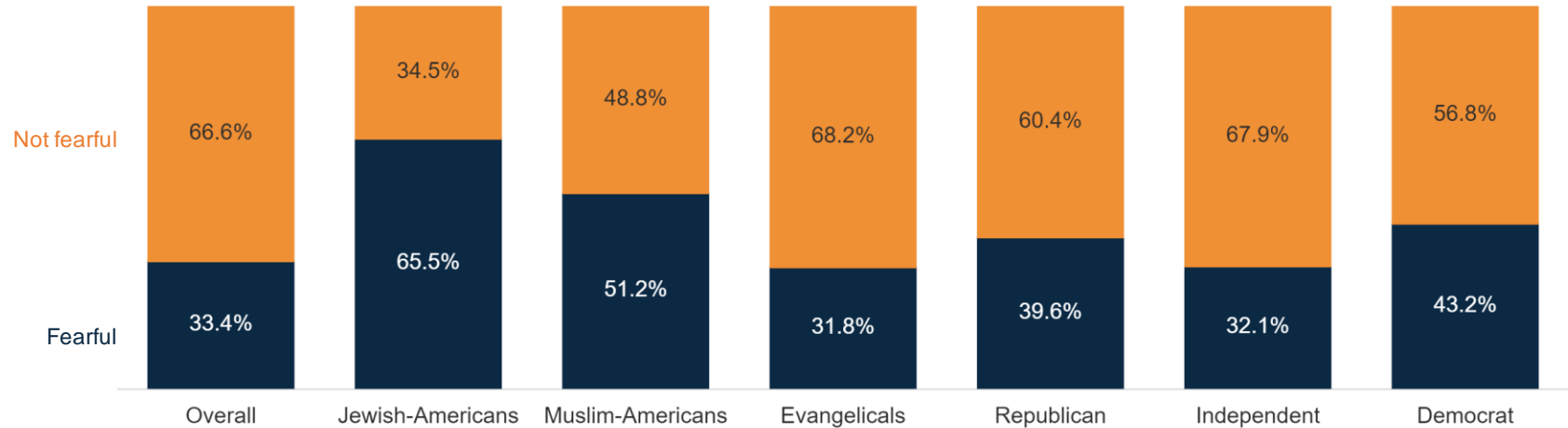
Protests: Concern vs. Support



	Total	Male	Female	<45	45+	College	No College	<\$75k	\$75k+	Married	Single	Conservative	Moderate	Liberal	Progressive
Concerned about pro-Palestinian protests	47%	54%	41%	34%	58%	52%	44%	47%	47%	53%	40%	64%	40%	37%	36%
Support pro-Palestinian protests	15%	14%	17%	23%	9%	17%	15%	15%	16%	13%	18%	8%	12%	28%	42%
Very concerned about pro-Palestinian protests	26%	32%	22%	17%	35%	30%	24%	26%	26%	30%	22%	44%	17%	17%	15%
Somewhat concerned about pro-Palestinian protests	21%	22%	19%	17%	24%	22%	20%	20%	21%	23%	18%	20%	23%	20%	20%
Indifferent about pro-Palestinian protests	37%	32%	43%	44%	32%	31%	41%	38%	37%	35%	42%	28%	48%	35%	22%
Somewhat support pro-Palestinian protests	9%	9%	10%	12%	7%	9%	10%	10%	9%	7%	12%	4%	9%	16%	16%
Strongly support pro-Palestinian protests	6%	5%	7%	10%	3%	8%	5%	5%	8%	6%	6%	3%	3%	13%	26%

Do the recent pro-Palestinian protests and demonstrations across multiple cities in America concern you, do you support the protests and demonstrations, or are you indifferent?

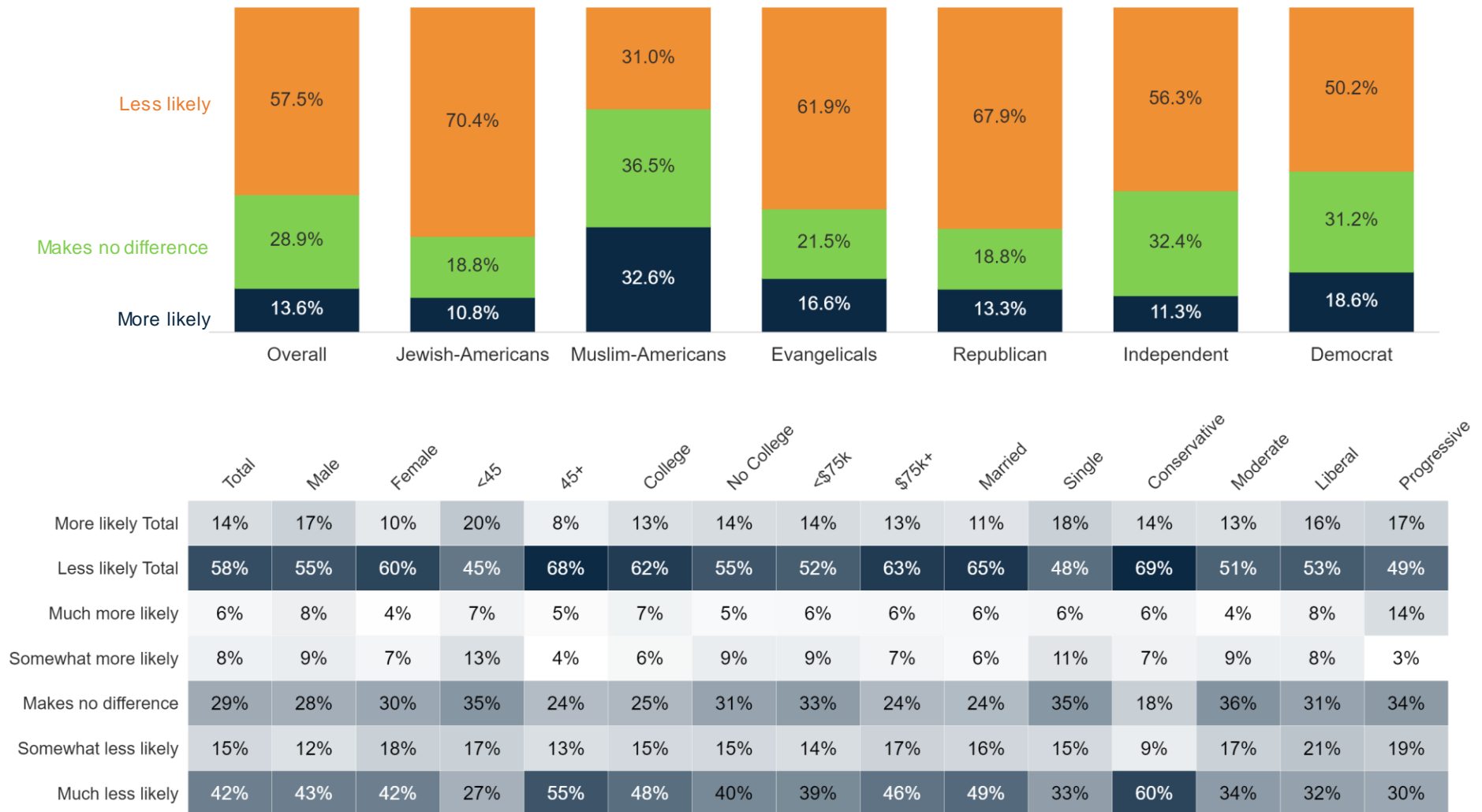
Attending Religious Services



	Total	Male	Female	<45	45+	College	No College	<\$75k	\$75k+	Married	Single	Conservative	Moderate	Liberal	Progressive
Fearful Total	33%	32%	35%	42%	26%	34%	33%	35%	33%	31%	37%	35%	32%	34%	22%
Not fearful Total	67%	68%	65%	58%	74%	66%	67%	65%	67%	69%	63%	65%	68%	66%	78%
Very fearful	10%	9%	11%	13%	8%	12%	9%	10%	11%	9%	11%	11%	8%	12%	8%
Somewhat fearful	23%	23%	24%	29%	19%	23%	24%	25%	22%	22%	26%	24%	24%	22%	14%
Not very fearful	27%	26%	29%	29%	26%	25%	28%	27%	27%	27%	27%	24%	31%	26%	17%
Not fearful at all	39%	42%	36%	30%	48%	40%	39%	38%	41%	42%	36%	41%	37%	40%	61%

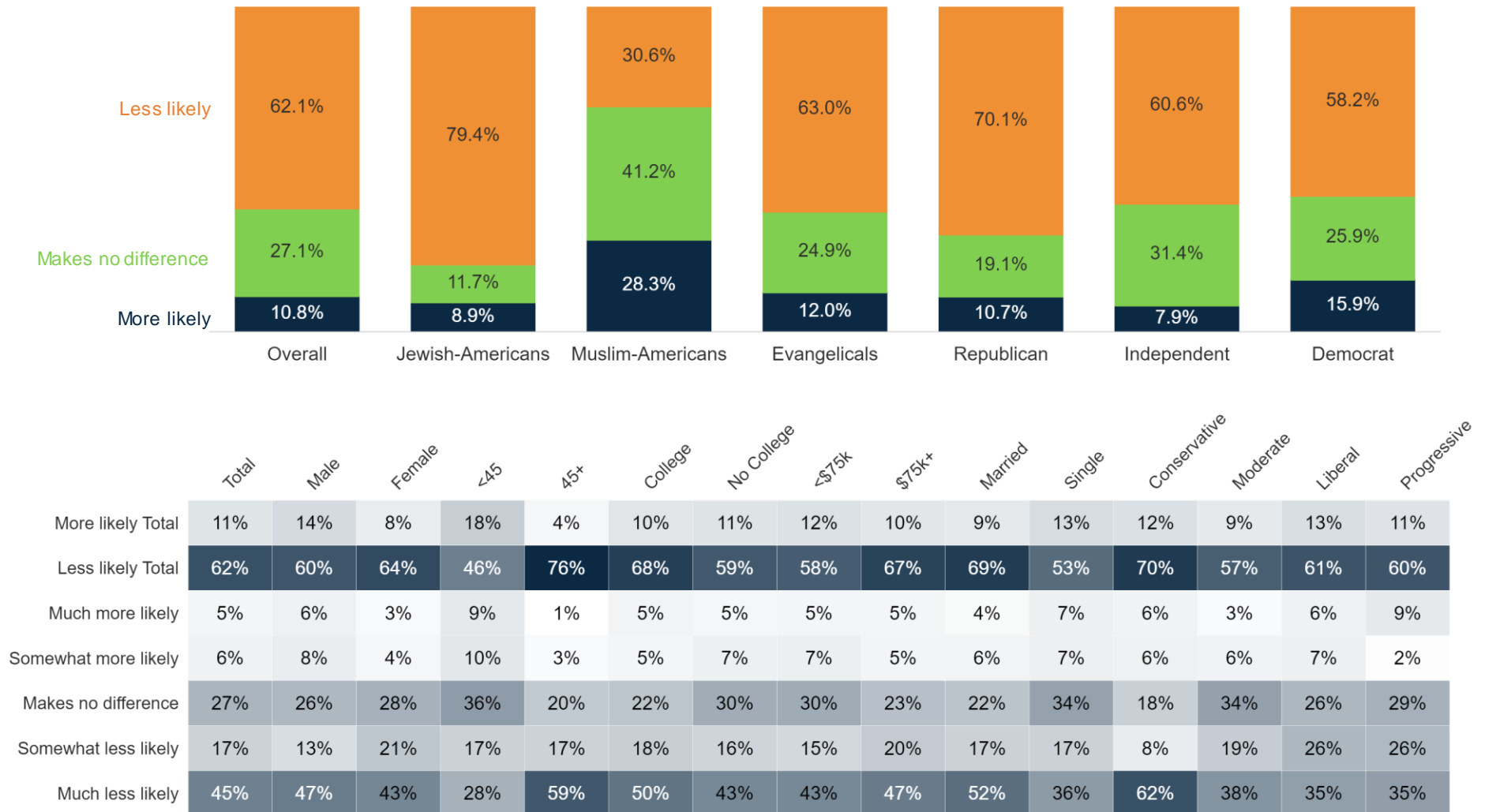
In light of the recent events in the Middle East, are you fearful of or worried about attending religious services or openly expressing your religious identity?

Iran Proxy



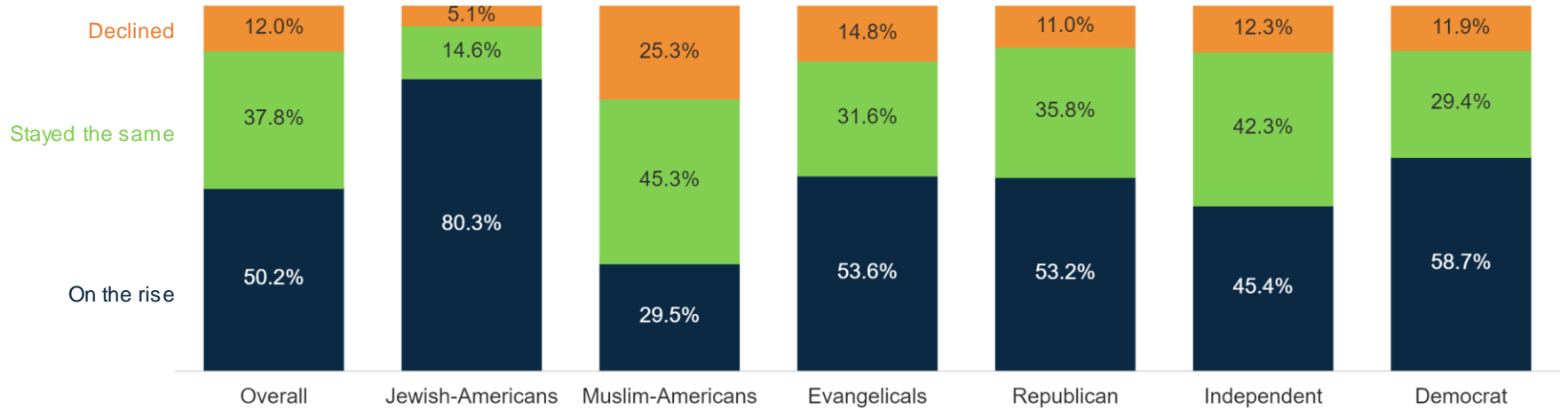
The Biden administration acknowledges that Hamas is nothing but a proxy for Iran and is funded and supported by Iran. Would you be more or less likely to vote for a political candidate who supports releasing billions of dollars in frozen assets for Iran to use any way it chooses?

Vote Iran Support



Would you be more or less likely to vote for a political candidate who supports allowing Iran to evade sanctions and earn billions of dollars from oil sales?

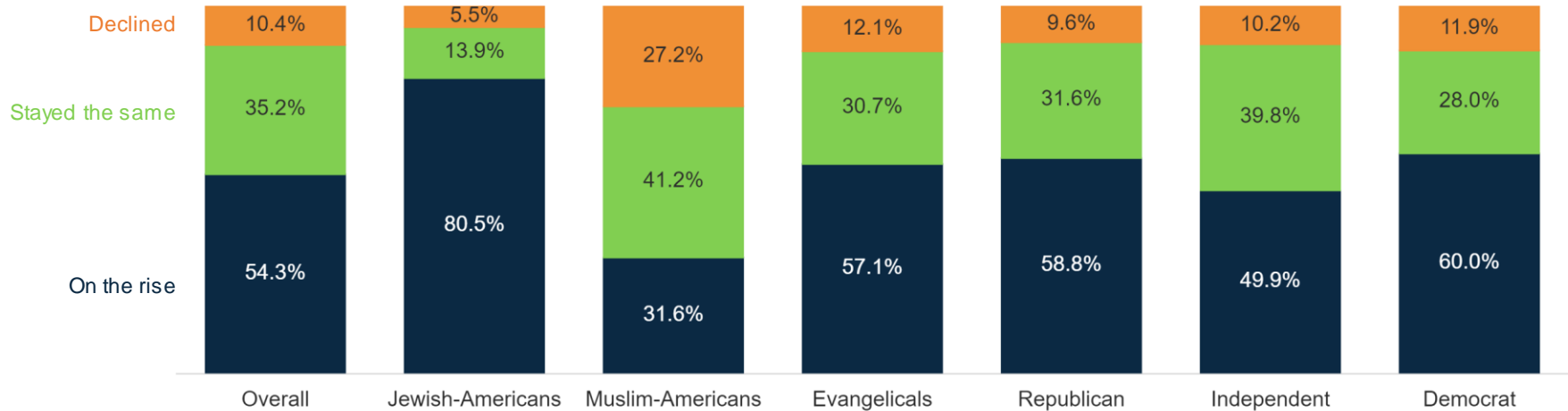
US Antisemitism



	Total	Male	Female	<45	45+	College	No College	<\$75k	\$75k+	Married	Single	Conservative	Moderate	Liberal	Progressive
On the rise	50%	51%	49%	40%	59%	59%	46%	47%	53%	53%	47%	56%	40%	60%	61%
Declined	12%	13%	12%	17%	8%	9%	14%	14%	10%	9%	15%	11%	11%	11%	15%
Definitely on the rise	21%	22%	19%	14%	27%	26%	18%	21%	21%	21%	19%	22%	14%	30%	39%
Probably on the rise	30%	29%	30%	26%	33%	33%	28%	27%	32%	32%	27%	34%	26%	31%	22%
Stayed the same	38%	37%	39%	43%	33%	32%	41%	39%	37%	38%	38%	33%	49%	29%	24%
Probably declined	7%	7%	7%	10%	5%	5%	9%	9%	6%	5%	10%	7%	7%	7%	11%
Definitely declined	5%	5%	4%	7%	3%	4%	5%	5%	4%	4%	5%	4%	3%	4%	3%

Within the United States, you think antisemitism, or prejudice against Jewish people, is on the rise, declining, or has it stayed the same over the last few years?

Global Antisemitism

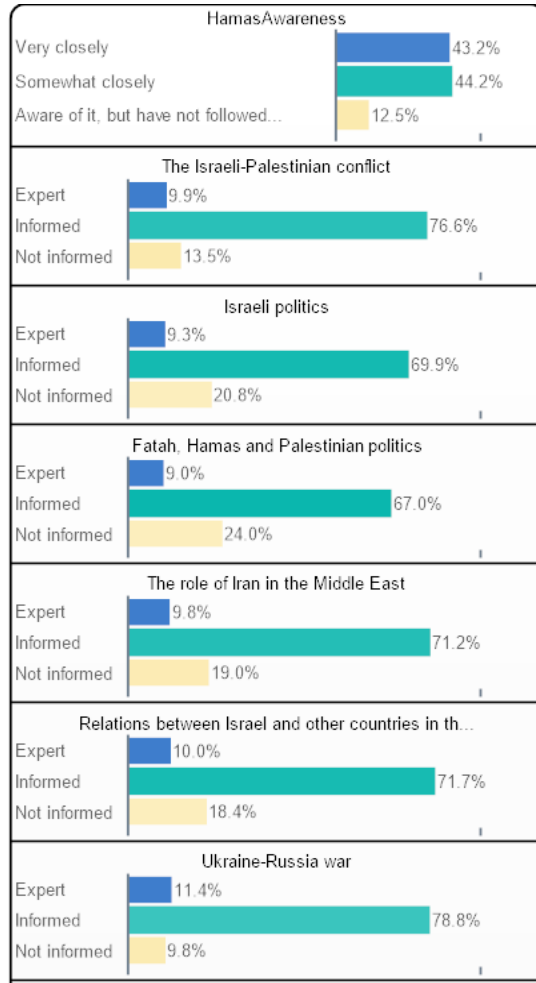


	Total	Male	Female	<45	45+	College	No College	<\$75k	\$75k+	Married	Single	Conservative	Moderate	Liberal	Progressive
On the rise	54%	56%	53%	43%	64%	63%	50%	50%	59%	59%	49%	61%	47%	61%	60%
Declined	10%	11%	10%	17%	5%	8%	12%	12%	9%	8%	13%	10%	8%	11%	9%
Definitely on the rise	20%	22%	18%	14%	25%	27%	16%	19%	21%	20%	19%	25%	13%	24%	24%
Probably on the rise	34%	34%	35%	29%	39%	36%	34%	32%	37%	39%	30%	36%	34%	37%	36%
Stayed the same	35%	33%	37%	40%	31%	29%	39%	37%	33%	33%	38%	29%	45%	28%	32%
Probably declined	7%	7%	6%	11%	3%	6%	7%	8%	6%	5%	9%	6%	5%	8%	2%
Definitely declined	4%	4%	3%	6%	2%	2%	5%	4%	3%	3%	4%	4%	2%	4%	7%

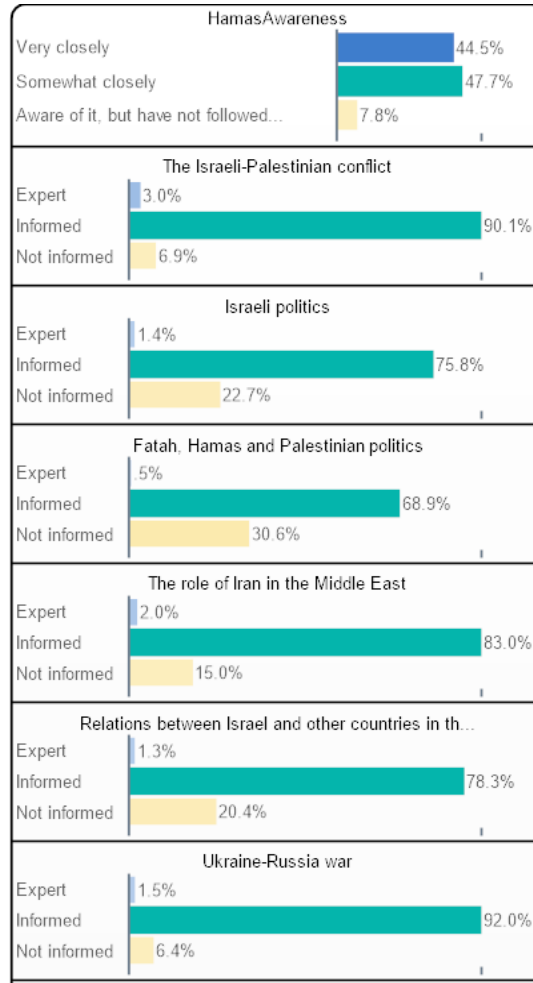
Globally in other countries around the world, you think antisemitism, or prejudice against Jewish people, is on the rise, declining, or has it stayed the same over the last few years?

Segmentation Analysis:

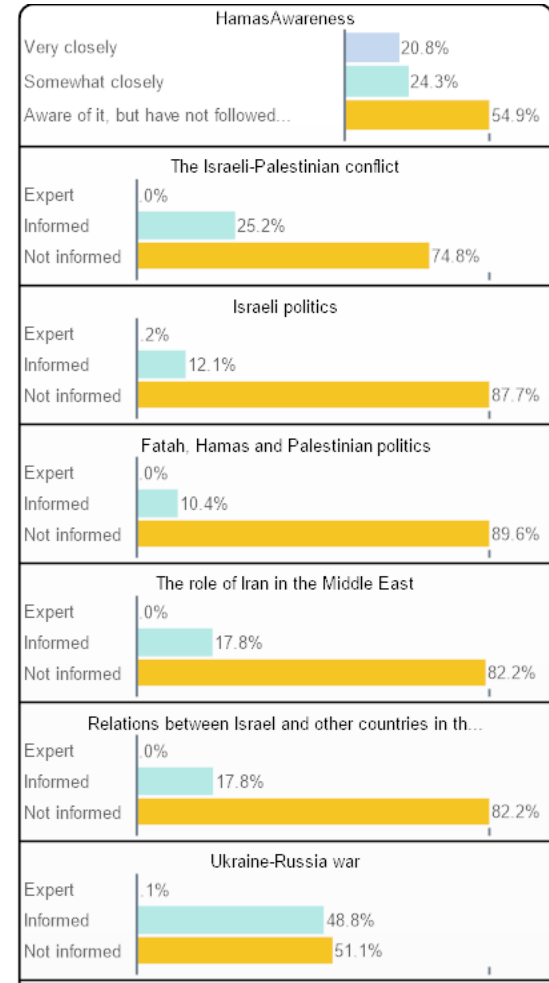
Dem Base (32%)



GOP Base (33%)



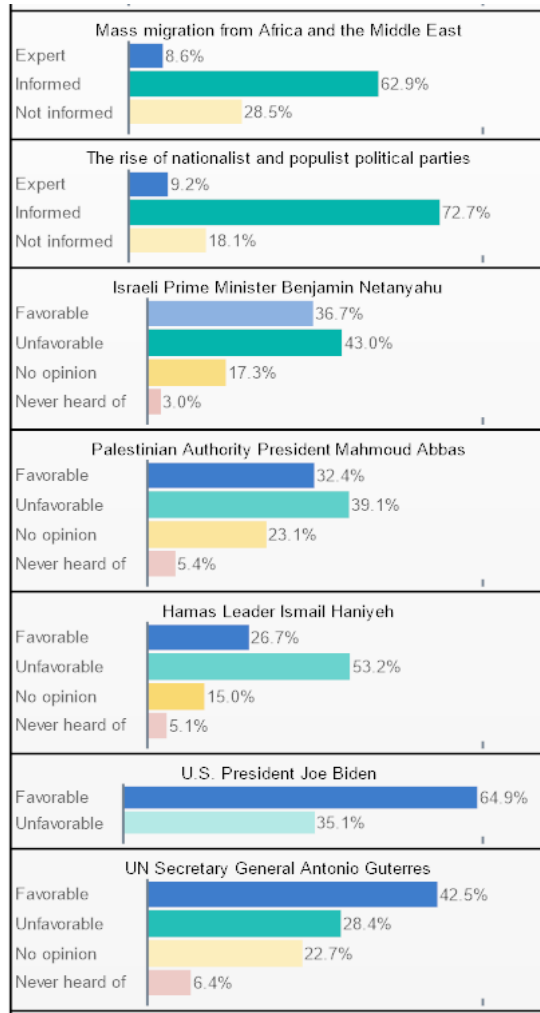
Neutral/Unaware (35%)



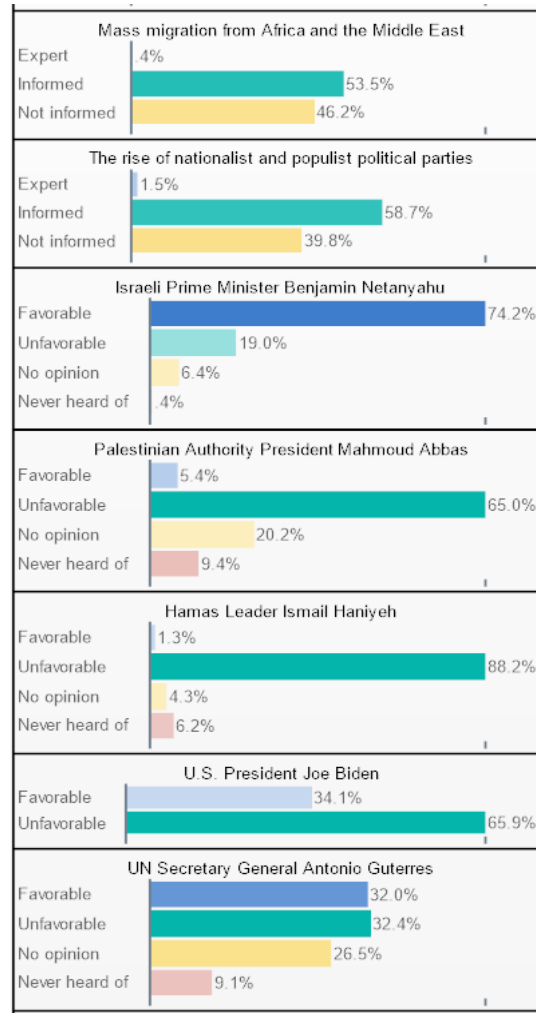
Latent class analysis was used to determine if there are groups of respondents that emerge in the survey. The segments/groups created are examined in terms of difference in demographics and question responses and named based on the dominating characteristics within the group.

Segmentation Analysis:

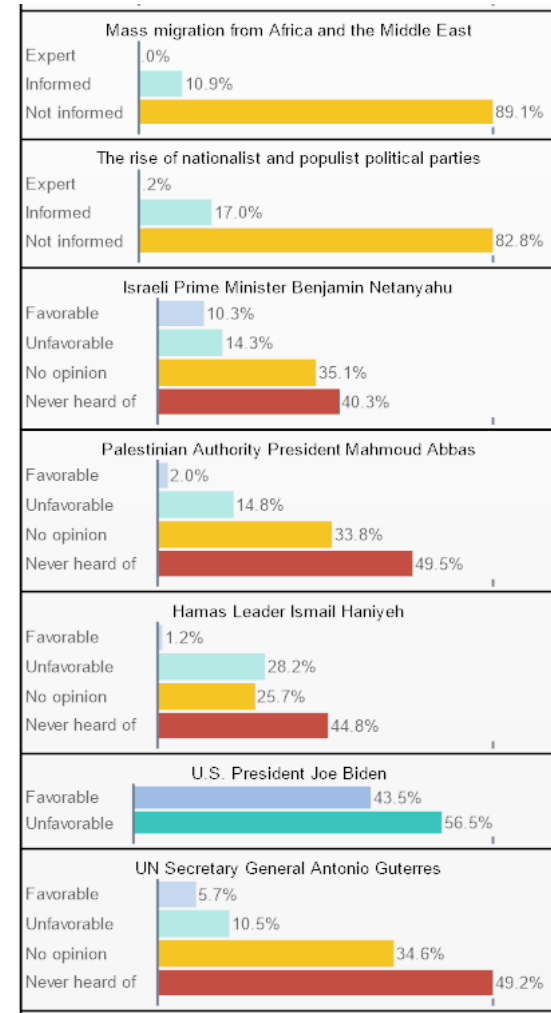
Dem Base (32%)



GOP Base (33%)



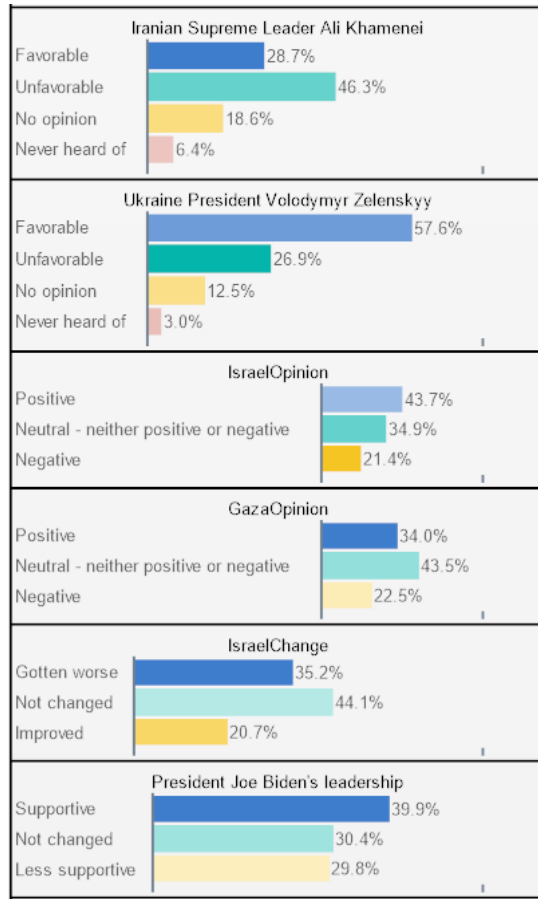
Neutral/Unaware (35%)



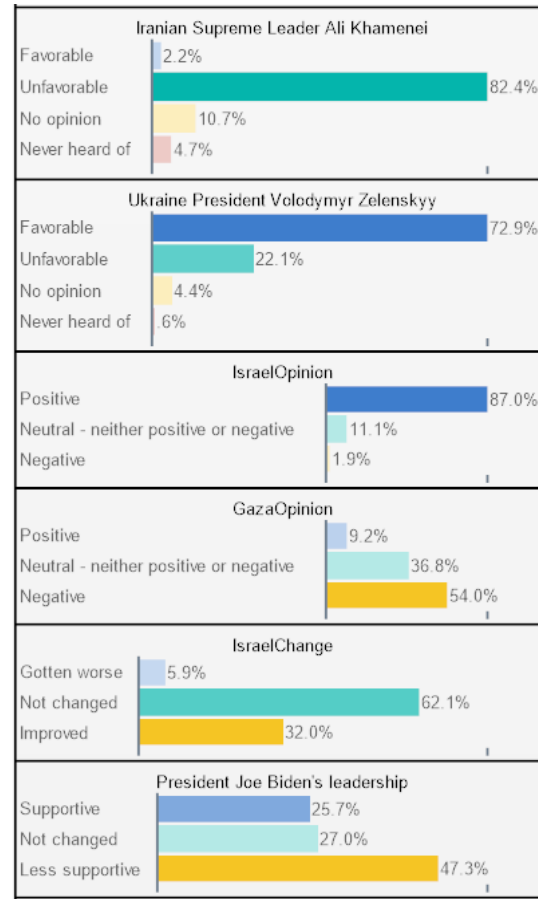
Latent class analysis was used to determine if there are groups of respondents that emerge in the survey. The segments/groups created are examined in terms of difference in demographics and question responses and named based on the dominating characteristics within the group.

Segmentation Analysis:

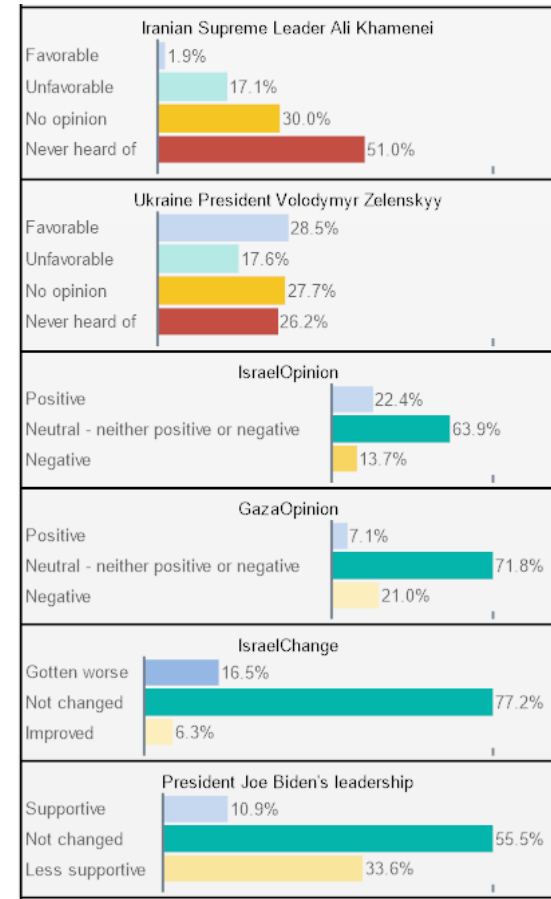
Dem Base (32%)



GOP Base (33%)



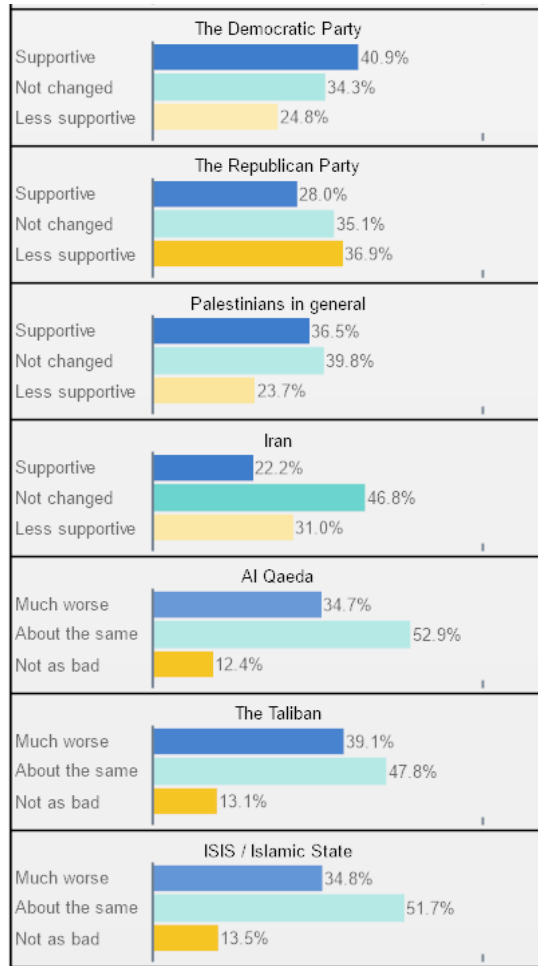
Neutral/Unaware (35%)



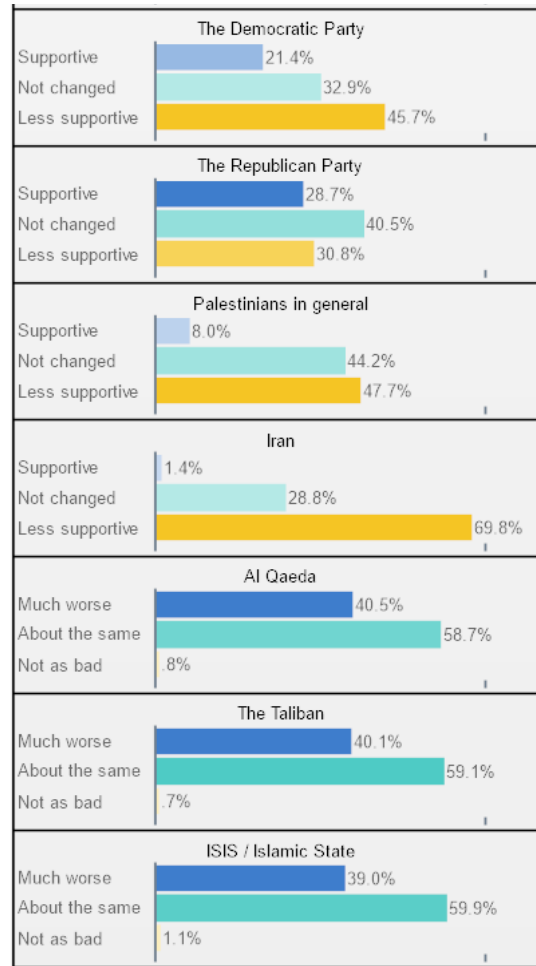
Latent class analysis was used to determine if there are groups of respondents that emerge in the survey. The segments/groups created are examined in terms of difference in demographics and question responses and named based on the dominating characteristics within the group.

Segmentation Analysis:

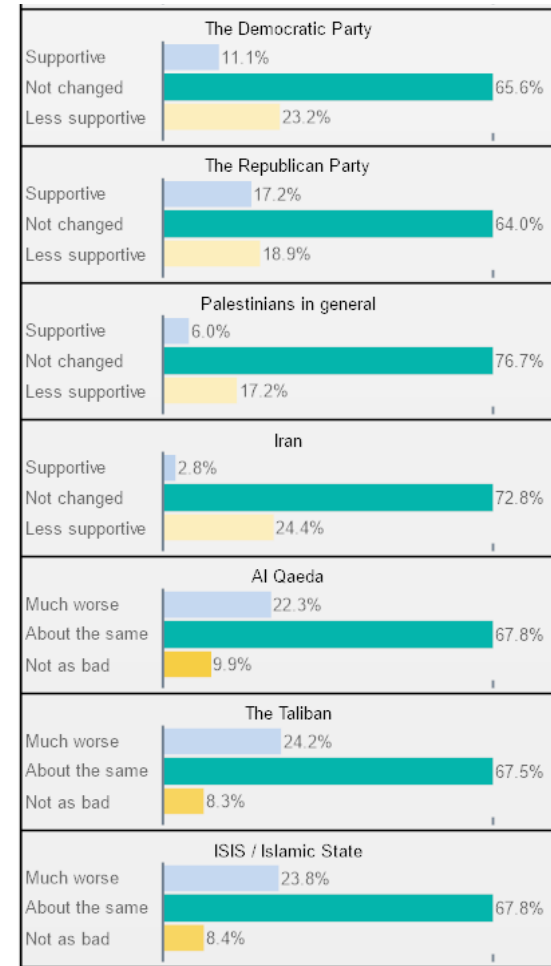
Dem Base (32%)



GOP Base (33%)



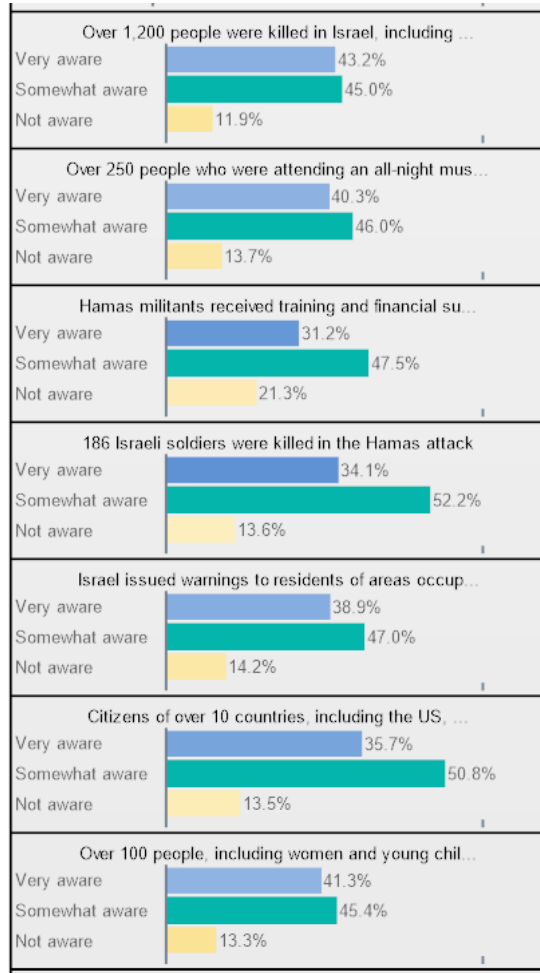
Neutral/Unaware (35%)



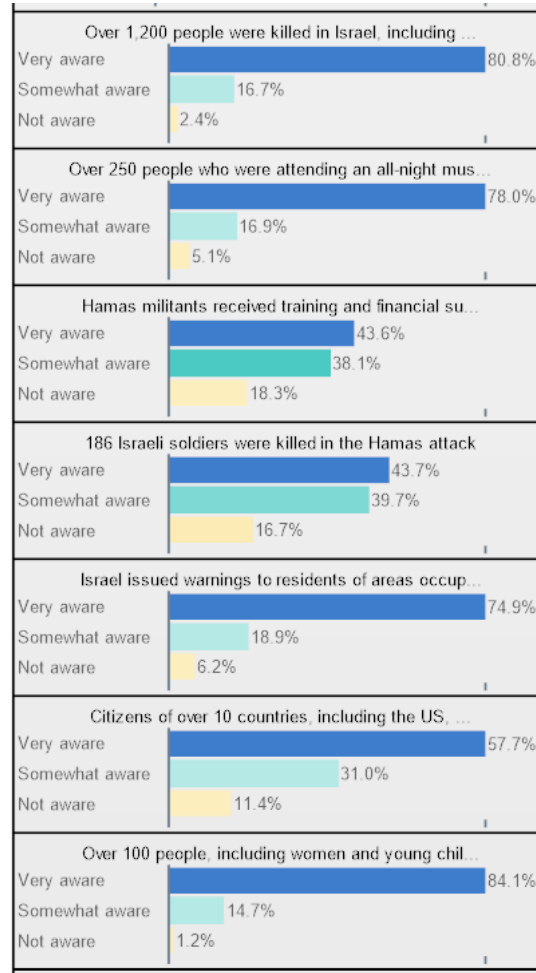
Latent class analysis was used to determine if there are groups of respondents that emerge in the survey. The segments/groups created are examined in terms of difference in demographics and question responses and named based on the dominating characteristics within the group.

Segmentation Analysis:

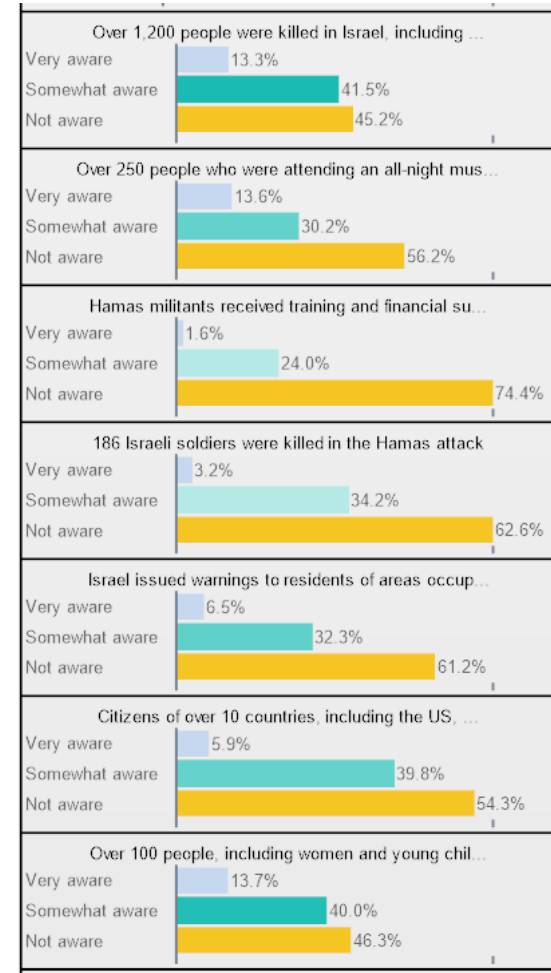
Dem Base (32%)



GOP Base (33%)



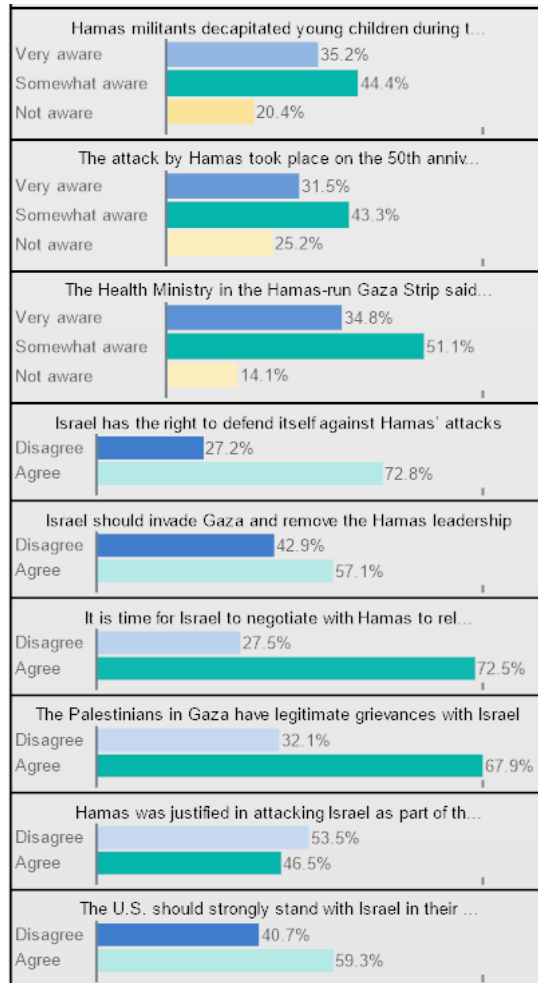
Neutral/Unaware (35%)



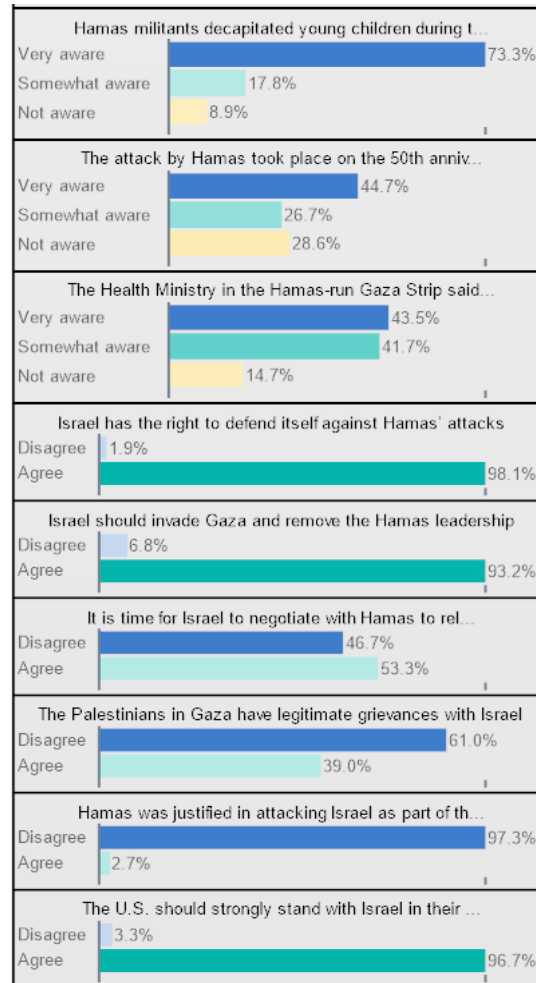
Latent class analysis was used to determine if there are groups of respondents that emerge in the survey. The segments/groups created are examined in terms of difference in demographics and question responses and named based on the dominating characteristics within the group.

Segmentation Analysis:

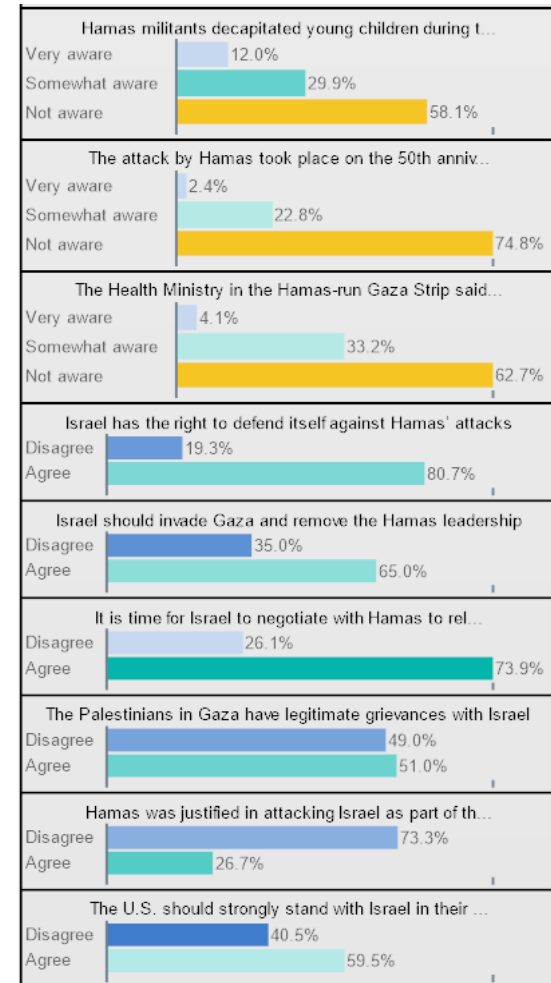
Dem Base (32%)



GOP Base (33%)



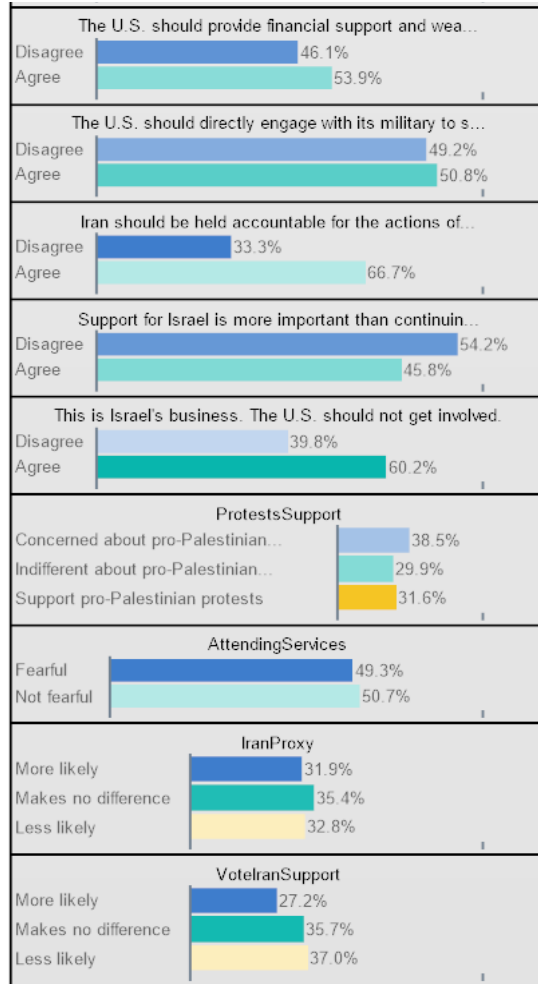
Neutral/Unaware (35%)



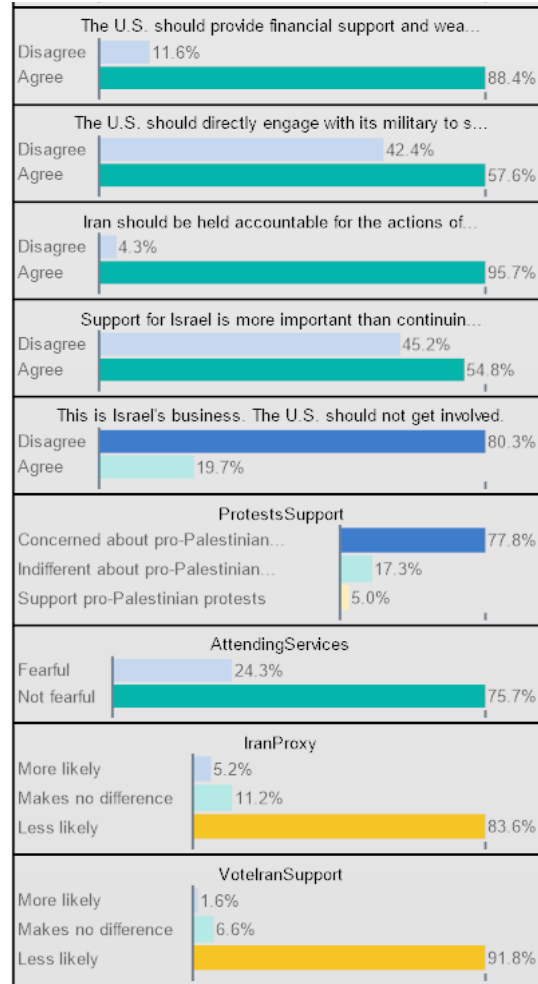
Latent class analysis was used to determine if there are groups of respondents that emerge in the survey. The segments/groups created are examined in terms of difference in demographics and question responses and named based on the dominating characteristics within the group.

Segmentation Analysis:

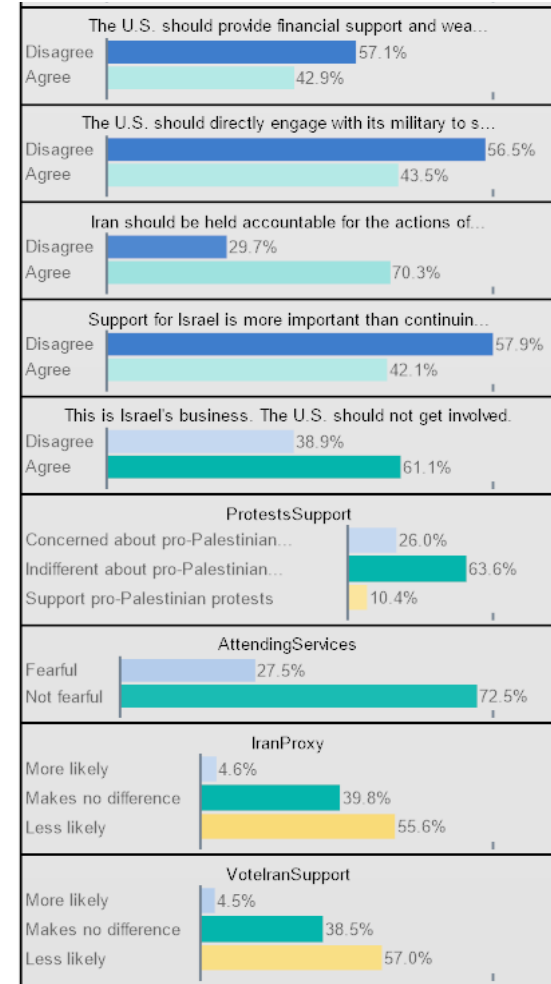
Dem Base (32%)



GOP Base (33%)



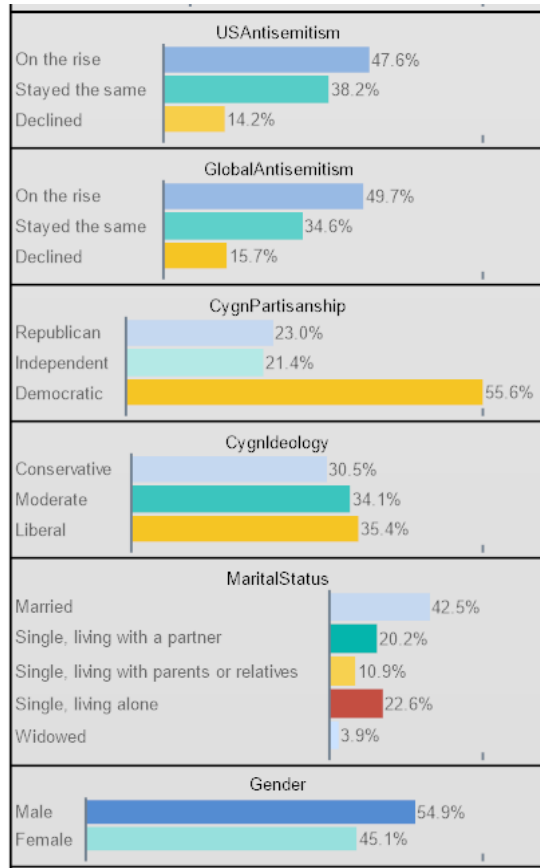
Neutral/Unaware (35%)



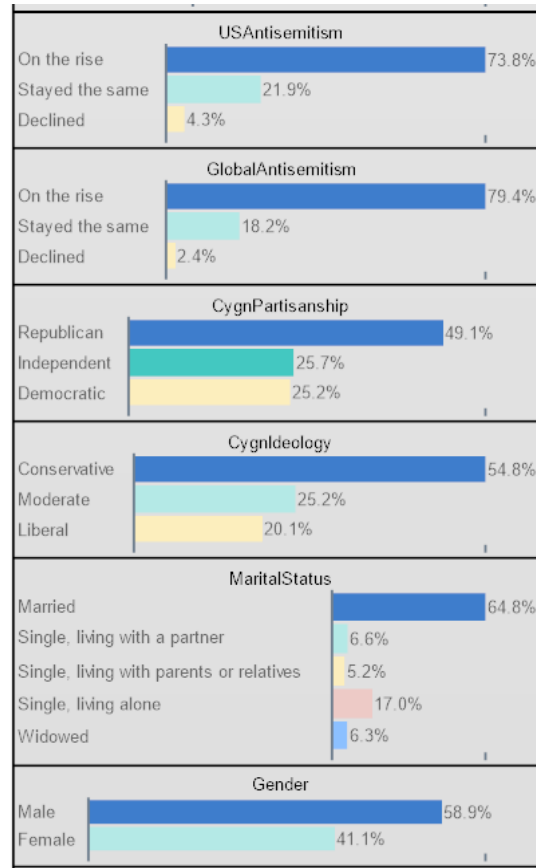
Latent class analysis was used to determine if there are groups of respondents that emerge in the survey. The segments/groups created are examined in terms of difference in demographics and question responses and named based on the dominating characteristics within the group.

Segmentation Analysis:

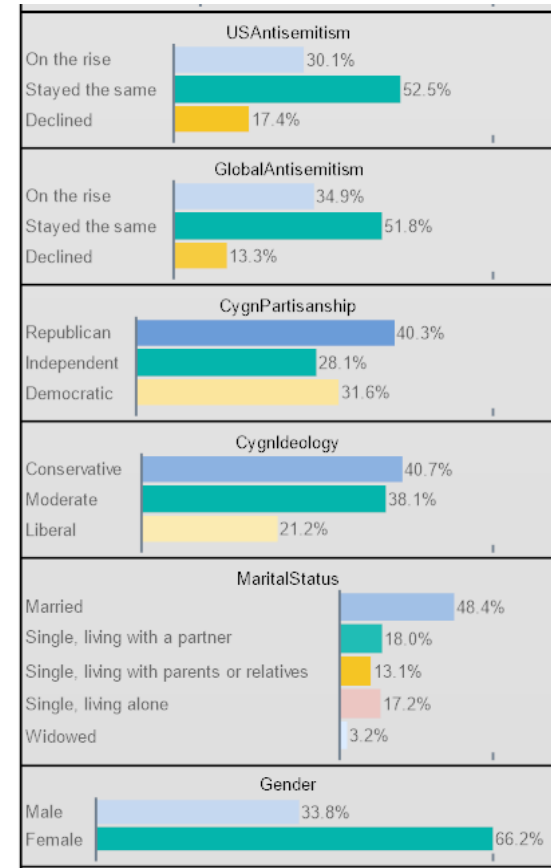
Dem Base (32%)



GOP Base (33%)



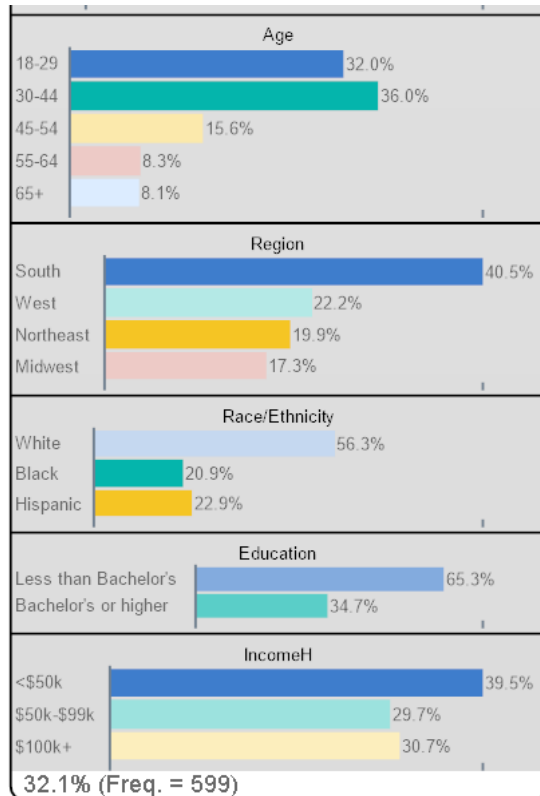
Neutral/Unaware (35%)



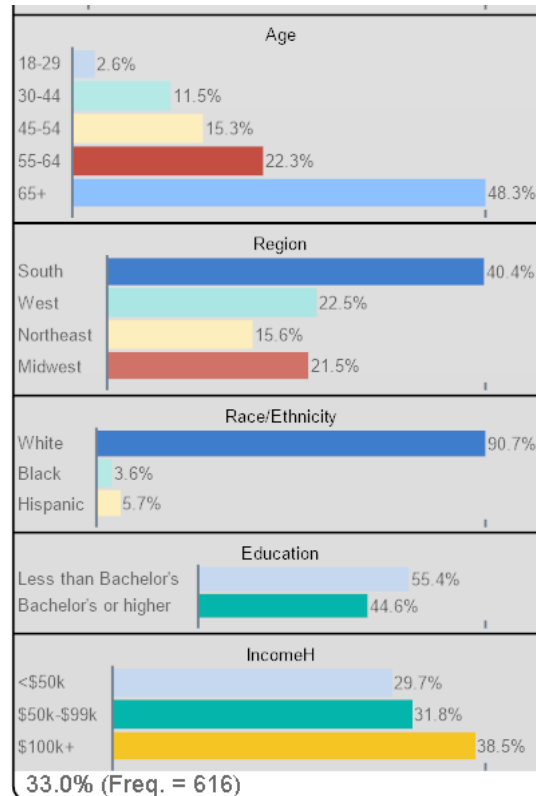
Latent class analysis was used to determine if there are groups of respondents that emerge in the survey. The segments/groups created are examined in terms of difference in demographics and question responses and named based on the dominating characteristics within the group.

Segmentation Analysis:

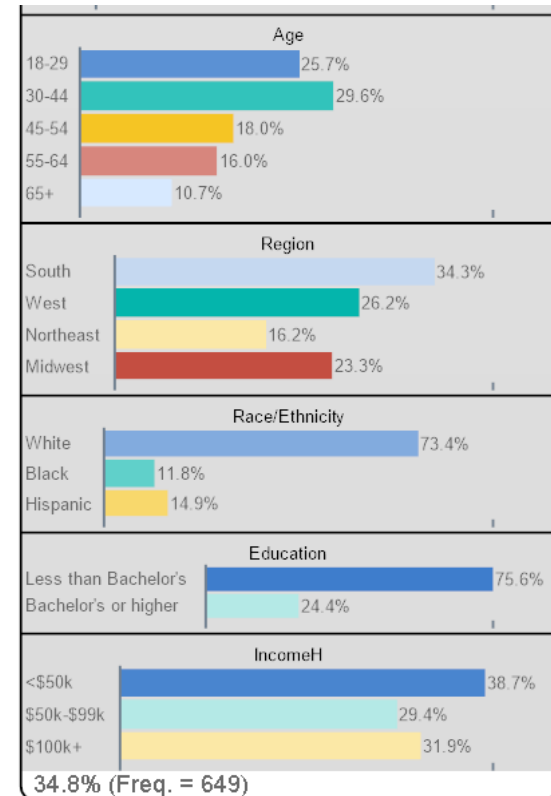
Dem Base (32%)



GOP Base (33%)



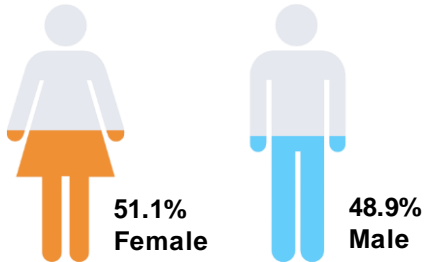
Neutral/Unaware (35%)



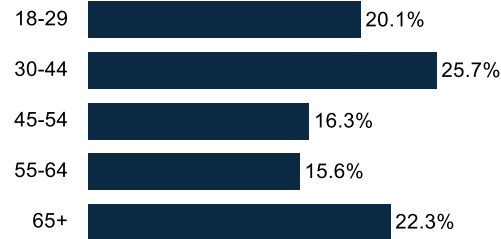
Latent class analysis was used to determine if there are groups of respondents that emerge in the survey. The segments/groups created are examined in terms of difference in demographics and question responses and named based on the dominating characteristics within the group.

Demographics (Overall)

Sex



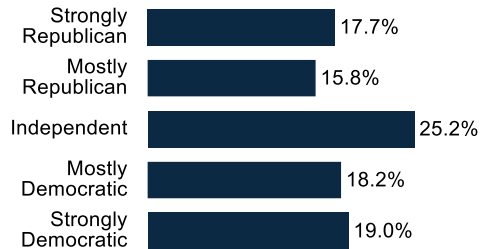
Age Range



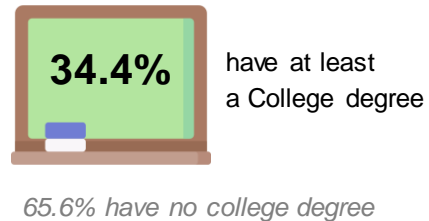
Household Income



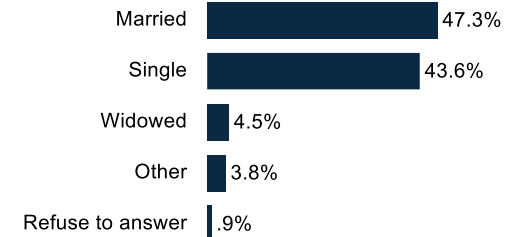
Partisanship



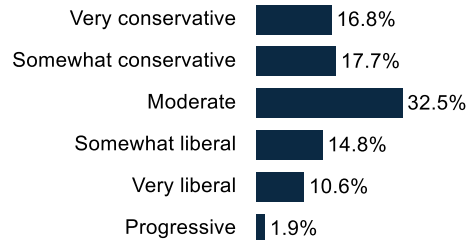
Education



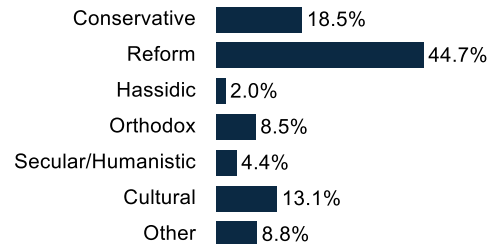
Marital Status



Ideology



Jewish Identity



Race/ Ethnicity

